



राष्ट्रीय परीक्षा एजेंसी
National Testing Agency

(MHRD, Department of Higher Education, Government of India)

Information Bulletin

(For first attempt)

Detailed Information Bulletin for second attempt
shall be uploaded separately in February, 2019

JEE (Main)- 2019



**Important Dates for First Attempt and Second Attempt**

EVENTS	DATES	
	First Attempt	Second Attempt
On-line submission of Application Form upto 11.50 p.m. (including uploading of photograph and signature)	01.09.2018 to 30.09.2018	08.02.2019 to 07.03.2019
Date for successful final transaction of fee (through Credit/Debit Card/ Net Banking up to 11.50 p.m. and through e-challan upto bank hours)	01.09.2018 to 01.10.2018	08.02.2019 to 08.03.2019
Dates of Examination	Between 06.01.2019 (Sunday) to 20.01.2019 (Sunday)	Between 06.04.2019 (Sunday), to 20.04.2019 (Saturday)
Declaration of Result on NTA's website	By 31 st January, 2019	By 30 th April, 2019


IMPORTANT INFORMATION AND DATES AT A GLANCE

The National Testing Agency (NTA) official websites are www.nta.ac.in and www.jeemain.nic.in

All the JEE (Main)-2019 related latest information will be available on these websites only.

Candidates are advised to go through the Information Bulletin available on NTA's website carefully and ensure their eligibility to appear in the JEE (Main)-2019.

1. SCHEDULE FOR SUBMISSION OF APPLICATION FORM, FEE DETAILS AND IMPORTANT DATES:

EVENTS		DATES	
On-line submission of Application Form (Upto 11.50 p.m.)		01.09.2018 to 30.09.2018	
Date for successful final transaction of fee (through Credit/Debit Card/ Net Banking up to 11.50 p.m. and through e-challan upto bank hours)		01.09.2018 to 01.10.2018	
Fee Payable: FOR EXAMINATION CENTRE OPTED →		IN INDIA	OUTSIDE INDIA
Paper-1 (B.E./B.Tech.) or Paper-2 (B. Arch/ B.Planning)	General/ OBC (Non-creamy layer)*	Boys - Rs 500/- Girls - Rs 250/-	Boys - Rs 2000/- Girls - Rs 1000/-
	SC/ST/PwD/ Transgender	Boys - Rs 250/- Girls - Rs250/-	Boys - Rs 1000/- Girls - Rs 1000/-
Both Paper-1 (B.E./B.Tech.) and Paper-2 (B. Arch/ B.Planning)	General/ OBC (Non-creamy layer)*	Boys - Rs 900/- Girls - Rs 450/-	Boys - Rs 3000/- Girls - Rs 1500/-
	SC/ST/PwD/ Transgender	Boys - Rs 450/- Girls - Rs 450/-	Boys - Rs 1500/- Girls - Rs 1500/-
Service/Processing charges & Goods & Service Tax (GST) are to be paid by the candidate, as applicable.			
Correction in Particulars of application form on website only.		08.10.2018 to 14.10.2018 (No corrections shall be allowed under any circumstances after this date)	
Dates of Examination (Exact City, date and shift of examination for Paper-1 and Paper-2 may be made available by 15th November, 2018 on NTA's website)		Between 06.01.2019 (Sunday) to 20.01.2019 (Sunday)	
Timing of Examination		First Shift : 9.30 a.m. to 12.30 p.m.	
		Second Shift : 2.30 p.m. to 5.30 p.m.	
Printing of Admit Cards from NTA's website		From 17.12.2018	
Centre, Date and Shift of Examination (Those appearing in both the papers i.e. Paper-1 and Paper-2, the Date, Centre and Shift may be different for Paper-1 and Paper-2)		As indicated on Admit Card	
Display of recorded responses and Answer Keys for inviting challenges on NTA's website		Date shall be displayed on the NTA's website	
Declaration of Result on NTA's website		By 31 st January, 2019	

*** Other Backward Classes (OBC)-Non Creamy Layer as per the central list of Other Backward Classes available on National Commission for Backward Classes (NCBC), Government of India website www.ncbc.nic.in. Thus, the candidates falling in this list may mention OBC in the Category Column. State list OBC Candidates who are not in OBC-NCL (Central List) must choose General.*

- Candidates have to apply for JEE (Main) January - 2019 "Online" ONLY. The Application Form other than online mode would not be accepted, in any case. Only one application is to be submitted by a candidate.
- Submission of Online Application Form may be done by accessing NTA website www.jeemain.nic.in only.



4. Candidates must follow the instructions strictly as given in the Information Bulletin available on NTA's website. Candidates not complying with the instructions shall be summarily disqualified.
5. Please ensure your eligibility as per the criteria laid down for JEE (Main), JEE (Advanced) and participating State Institutions (as applicable).
6. The National Testing Agency (NTA) is only an examination conducting body. After declaration of result, the data is handed over to CENTRALISED SEAT ALLOCATION BOARD (CSAB)/JoSAA or the concerned State government/institute for Seat Allocation Process and admission procedure. The NTA does not collect the information regarding total number of seats available in the institutions and reservation criteria followed by the institutions.
7. Candidate must ensure that e-mail address and Mobile Number provided in **the Online Application Form are his/her own** as all information/communication will be sent by NTA **on e-mail address or SMS on given Mobile Number only**.

The candidates are advised to retain the same mobile number and e-mail-id in use which they have furnished in the application form because the important information may be given to the candidates through SMS or e-mail.

Candidate himself/herself shall be held responsible for non-receipt of latest information/communication due to wrong e-mail address and Mobile Number provided in the Online Application Form.

8. The candidates should select four cities of examination as per their choice of Paper-1 or Paper-2 or both Paper-1 & Paper-2 of JEE (Main) – 2019.

9. INSTRUCTIONS FOR FILLING ONLINE APPLICATION FORM :

- Read the "Instructions and Procedure for Online Submission of Application Form of JEE (Main) 2019".
- Download Information Bulletin and Replica of Application Form. Read these carefully to ensure your eligibility and acquaint with the requirements for submission of Online Application Form.
- Follow following 4 (Four) Steps to Apply Online:**
 - Step-1: Fill in the online Application Form and **Note down the system generated Application Number**
 - Step-2: Upload scanned images of Candidate's Photograph (between 10 kb–200 kb) and Candidate's Signature (between 4kb – 30 kb) in JPG/JPEG format.
 - Step-3: Make payment of fee using SBI_MOPS and keep proof of fee paid.
 - Step-4: Print at least four print out of Confirmation Page after successful remittance of fee
- All the 4 Steps can be done together and separately also.

Note:

1. *The final submission of online Application form will remain incomplete if Step 2 and Step – 3 are not completed. Such forms will stand rejected and no correspondence on this account will be entertained.*
 2. *No request for refund of fee once remitted by the candidate will be entertained*
 3. *The entire application process of JEE (Main) January 2019 is online, including uploading of scanned images, Payment of Fees and Printing of Confirmation page. **Therefore, candidates are not required to send/submit any document(s) including Confirmation page to NTA through Post/Fax/By hand.***
 4. *Candidates are advised to keep visiting the NTA's website regularly for latest updates and to check their e-mails.*
 5. *The NTA can make use of the data generated for the purpose of research and analysis.*
10. The fee may be paid either by credit/debit card/ Net Banking or e-challan generated during the online filling of the application form using on-line payment gateway facility in State Bank of India. Please note that fee submitted by any other mode like money order, demand draft, IPO etc. will be rejected. Application fee once paid will not be refunded (full or partial) under any circumstances. No request for refund of fee once remitted by the candidate will be entertained by NTA under any circumstances.



Service/Processing charges & Goods & Service Tax (GST) to be paid and Procedure for Payment of Fee is given in Appendix-8.

11. All the candidates who have submitted the online application and paid the examination fee till last date will be allowed to appear in JEE (Main) and their admit cards will be uploaded on the website as per schedule. The NTA will neither verify the information filled by the candidates in the application form nor verify any certificate of category/ educational qualification for deciding the eligibility of candidates. The certificates of educational qualification and category (if applied under reserved category) will be verified by the concerned institution. The candidates are, therefore, advised to ensure their eligibility and the category (if applying under reserved category). The NTA will, in no way, be responsible for any wrong/incorrect information furnished by the candidate(s) in their online application form. The letter/e-mails in this regard will not be entertained by the **Examination Section (JEE-Main), NTA**.
12. The candidates are required to check the status of fee payment at NTA website (www.jeemain.nic.in) and if the status is 'OK' the candidate will be able to take the printout of Confirmation Page. In case, the fee payment status is not 'OK' the candidates are advised as following:-
 - (i) If the fee is paid through e-challan by depositing cash in above mentioned bank, the candidate should contact immediately the concerned bank to update his/her fee status on the website.
 - (ii) If the fee is paid through credit/debit card and status is not OK, it means the transaction is cancelled and the amount will, automatically, be refunded to concerned credit/debit card within 7 – 10 days. Therefore, such candidates have to pay the fee once again and ensure the OK fee status.
13. No options can be changed at a later stage after submission of an application. However, a chance will be given to the candidates to correct/modify some of the particular(s) of the application form online only, with valid reason(s) for one week after closing date. The candidates are advised to make correction(s)/modification(s), if any during 08.10.2018 to 14.10.2018 online only.

No change will be accepted through offline mode i.e. through fax/application including e-mail etc.
14. Candidate(s) may check the status of their application on JEE (Main) website.
15. The offer of admission shall be subject to verification of original certificates/ documents at the time of admission. If any candidate is found ineligible at a later date even after admission to an Institute, his/her admission will be cancelled.
16. The decision of the NTA regarding the eligibility of any applicant shall be final.
17. For latest information related to **JEE (Advanced)** kindly visit the website www.jeeadv.ac.in

Candidates are not allowed to carry Instrument/ Geometry/ Pencil box, Handbag, Purse, Any kind of Paper/ Stationery/ Textual material (printed or written material), Eatables and Water (loose or packed), Mobile Phone/ Ear Phone/ Microphone/ Pager, Calculator, Camera, Tape Recorder, any metallic item or electronic gadgets etc. in the examination Room/ Hall.

Diabetic students will be allowed to carry eatables like sugar tablets/fruits (like banana/apple/orange) and transparent water bottle to the examination hall. However, they will not be allowed to carry packed foods like chocolate/candy/ sandwich etc.

**INDEX**

Sl. No.	Particulars	Page No.
	IMPORTANT INFORMATION AND DATES AT A GLANCE	
1	Introduction and Scheme of Examination	1
2	About JEE (Main) – 2019 2.1 Mode of examination 2.2 Type of examination 2.3 Schedule of examination 2.4 Choice of medium of question papers 2.5 Provisions for persons with disabilities 2.6 Cities/towns of JEE (Main) - 2019 examination centres 2.7 Allocation of examination city/town 2.8 Use of calculator and communication aids 2.9 Eligibility for appearing in JEE (Main) – 2019 2.9.1 Age Limit 2.9.2 Year of appearance in qualifying examination (QE) 2.9.3 Number of subjects in the qualifying examination (QE) 2.10 NTA Score and Compilation of Result for Paper-1 and Paper-2 for JEE (Main) – 2019 2.10.1 NTA Score for Paper – 1 and Paper – 2 2.10.2 Compilation and Display of Result of Paper – 1 2.10.3 Compilation and Display of Result of Paper – 2	1
3	Admission to NITs, IITs, CFTIs, SFIs, State Engineering Colleges for participating States and other participating institutions 3.1 Eligibility for admission to NITs, IITs and CFTIs participating through Central Seat Allocation Board 3.2 Eligibility for admission to other institutions 3.3 Number of seats in various institutions 3.4 Reservation of seats 3.5 Seat allocation process and admission procedure	8
4	Eligibility criteria for appearing in JEE (Advanced) - 2019	9
5	Application procedure for JEE (Main)-2019 and JEE (Advanced) - 2019 5.1 Provision of Aadhaar 5.2 Applying online and submission of application 5.3 Instructions for applying online 5.4 Application format 5.5 Status of receipt of online application form with fee 5.6 Additional information for candidates of JEE (Advanced) - 2019	10
6	Admit card for JEE (Main) – January 2019	14
7	Guidelines to candidates for computer based examination for Paper-1 & Paper-2 7.1 Procedure to be followed during conduct of examination 7.2 Important instructions for Computer Based Test (CBT)	15
8	Common Services Centres/Facilitation Centres and Test Practice Centres 8.1 Common Services Centres/Facilitation Centres 8.2 Test Practice Centres	17
9	Code of conduct for candidates during JEE (Main) – 2019	18
10	Rough work	18
11	Re-evaluation/re-checking of result	18
12	Legal Jurisdiction	18
Appendix		
1	Syllabus for JEE (Main) – 2019	19
2	Tentative List of examination cities for JEE (Main) – 2019	28
3	List of qualifying examinations	32
4	State code of eligibility	33
5	Tentative list of participating institutions in Centralised Seat Allocation Board	34
6	Boards/Universities conducting Class XII th /Equivalent Examination	38
7	Proformae of disability certificate	40
8	Service/Processing charges & Goods & Service Tax (GST) and Procedure for Payment of Fee	48
9	Computer Based Test (CBT)	50
10	NTA: Test Practice Centres (TPCs)	57
11	Summary of Examination and Result Criteria	74



INFORMATION BULLETIN
Joint Entrance Examination (Main) - 2019
NATIONAL TESTING AGENCY

1. Introduction and Scheme of Examination

The Ministry of Human Resource Development (MHRD), Government of India (GOI) has established **National Testing Agency (NTA)** as an independent autonomous and self-sustained premier testing organization under Society Registration Act 1860 for conducting efficient, transparent and international standards tests in order to assess the competency of candidates for admissions to premier higher education institutions.

The Department of Higher Education, Ministry of Human Resource Development, Government of India has entrusted the responsibility of conducting Joint Entrance Examination (JEE) (Main) to the NTA from 2019 onwards.

Admission criteria to Undergraduate Engineering Programs at NITs, IITs, other Centrally Funded Technical Institutions (CFTI), Institutions funded by participating State Governments, and other Institutions shall include the performance in the class 12/equivalent qualifying Examination and in the Joint Entrance Examination, JEE (Main). The Paper-1 (B. E. /B. Tech.) of JEE (Main) will also be an eligibility test for the JEE (Advanced), which the candidate has to take if he/she is aspiring for admission to the undergraduate programs offered by the IITs.

2. About JEE (Main) – 2019

The JEE (Main)-2019 will be conducted twice before admissions in the next academic session.

The students will have following benefits of the new pattern:

- ❑ This will give one more opportunity to the students to improve their scores in examination if they fail to give their best in first attempt without wasting their whole academic year.
- ❑ In first attempt, the students will get a first-hand experience of taking an examination and to know their mistakes which they can improve while attempting for the second time.
- ❑ This will reduce chances of dropping a year and droppers would not have to waste a full year.
- ❑ If anyone missed the examination due to reasons beyond control, then he/she won't have to wait for one full year.
- ❑ The student's best of the two NTA scores will be considered for preparation of Merit List/ Ranking.

The first attempt of JEE (Main) – 2019 will be held in January, 2019 whereas the second attempt will be held in April, 2019. The test will be held on different shifts/dates in both the attempts. The NTA will release the application form of JEE (Main)-2019 for the first attempt in September, 2018 and for the second attempt in February, 2019.

The result of the first attempt of JEE (Main)-2019 will be declared by 31st January, 2019 and for the second attempt by 30th April, 2019.



2.1 Mode of Examination

JEE (Main)-2019 will be conducted in the following mode:

- (a) Paper-1 (B.E. /B. Tech.) in “Computer Based Test (CBT)” mode only.
- (b) Paper-2 (B. Arch/ B.Planning): Mathematics- Part I and Aptitude Test-Part II in “Computer Based Test (CBT)” mode only and Drawing Test –Part III in “Pen & Paper Based” (offline) mode to be attempted on drawing sheet.

2.2 Type of Examination

JEE (Main)–2019 shall have two papers, Paper-1 (B. E. /B. Tech.) and Paper-2 (B. Arch. /B.Planning). Candidates may take Paper-1 (B. E. /B. Tech.), or Paper-2 (B. Arch. /B.Planning.), or both as per the course(s) they are seeking admission to.

Subject combinations for each paper, type of questions in each paper and mode of examination is given in the table below:

Paper	Subjects	Type of Questions	Mode of Examination
Paper-1 (B.E./B.Tech.)	Mathematics, Physics & Chemistry	Objective Type - Multiple Choice Questions (MCQs) with equal weightage to Mathematics, Physics & Chemistry	“Computer Based Test (CBT)” mode only
Paper-2 (B. Arch/ B.Planning) (to be attempted in one sitting)	Mathematics – Part I Aptitude Test – Part II	Objective Type - Multiple Choice Questions (MCQs)	“Computer Based Test (CBT)” mode only
	Drawing Test – Part III	Questions to test drawing aptitude	“Pen & Paper Based” (offline) mode to be attempted on Drawing sheet

Requirement of papers for different courses is given in the table below:

Course	Papers
All other undergraduate courses (B.E. /B. Tech.)	Paper-1
B.ARCH/B. PLANNING (At Institutions other than IITs)	Paper-2



2.3 Schedule of Examination

Dates of Examination (Exact City, date and shift of examination for Paper-1 and Paper-2 will be made available by 15 th November, 2018 on NTA's website)	06.01.2019 (Sunday) to 20.01.2019 (Sunday)	
Mode of Examination	Paper-1	“Computer Based Test (CBT)” mode only
	Paper-2	Mathematics - Part I and Aptitude Test-Part II in “Computer Based Test (CBT)” mode only
		Drawing Test - Part III in “Pen & Paper Based” (offline) mode to be attempted on Drawing sheet
	First Shift	Second Shift
Timing of Examination	9.30 a.m. to 12.30 p.m.	2.30 p.m. to 5.30 p.m.
Duration of Examination	3 Hours	3 Hours
Entry in the Examination Centre*	7.30 a.m. – Upto 8.30 a.m.	12.30 p.m. – Upto 1.30 p.m.
Entry in the Examination Hall/ Room	8.45 a.m. to 9.00 a.m.	1.45 p.m. to 2.00 p.m.
<ul style="list-style-type: none"> • Checking of Admit Cards by the Invigilator 	9.00 a.m. to 9.15 a.m.	2.00 p.m. to 2.15 p.m.
<ul style="list-style-type: none"> • Sitting on the seat in the Examination Hall 	9.15 a.m.	2.15 p.m.
<ul style="list-style-type: none"> • Instructions by the Invigilators 	9.15 a.m. to 9.25 a.m.	2.15 p.m. to 2.25 p.m.
<ul style="list-style-type: none"> • Test Commences 	9.30 a.m.	2.30 p.m.
<ul style="list-style-type: none"> • Test Concludes 	12.30 p.m.	5.30 p.m.

*' Candidates are advised to report at the Examination Center well in time i.e. 2 hours before commencement of the examination. Candidates will not be permitted to enter in the Examination Center after 8.30 a.m. in First Shift and after 1.30 p.m. in Second Shift.

Candidates are also advised to report at the Examination Hall/Room in the Examination Centre by 9.00 a.m. in First Shift and by 2.00 p.m. in Second Shift.

In case a candidate, by furnishing the false information, appears in more than one shifts/dates, his candidature will be cancelled and his result will not be declared.

Note: Candidate shall appear at their own cost at the Centre on Date and shift as indicated in their Admit Card issued by the NTA. Under no circumstances the choice of cities for centre and shift provided in the Admit Card shall be changed.



2.4 Choice of Medium of Question Papers

The medium of Question Paper shall be in English, Hindi and Gujarati.

The option of question paper language should be exercised while filling up the Application Form and it cannot be changed at a later stage.

2.5 Provisions for Persons with Disabilities

- The candidates with disability should fill in the type and percentages of disability correctly in the online application form for JEE (Main)-2019.
- Only the visually challenged candidates, who have 40% or more disability, will be provided Scribe/Reader on the request of the candidate. In no case, the candidates will be allowed to bring their own scribe.
- Such candidate will have to submit the request in writing to the Centre Superintendent for the same at least one week before the examination date.
- The Centre Superintendent will identify the scribe/ reader students who are appearing in class X. In case a request is received from the candidate, he/she would be allowed to meet the scribe a day before the examination to verify the suitability of the scribe.
- One hour compensatory (extra) time will also be allowed to the candidates with 40% or more disability irrespective of the fact that the candidate(s) is/are availing the facility of scribe/reader.

2.6 Cities/Towns of JEE (Main)- 2019 Examination Centres

The Centres (Cities) where the JEE (Main)-2019 will be conducted are given at **Appendix-2**. While applying candidates have to **select any four cities of their choice** of Paper-1 or Paper-2 or both Paper-1 & Paper-2 for examination of JEE (Main)-2019. The efforts will be made to allot city of examination to the candidates in order of the choice opted by them in their application form. **However, due to administrative reasons, a different city of near by area may be allotted.**

2.7 Allocation of Examination City/Town

The decision of the NTA regarding allotment of Centre, date & shift shall be final. No further correspondence or request shall be entertained in such case.

2.8 Use of Calculator and Communication Aids

Use of electronic devices like mobile phone, calculator etc. is **NOT PERMITTED** in JEE (Main) - 2019.

Candidates are NOT allowed to carry Instrument/Geometry/Pencil box, Handbag, Purse, Any kind of Paper/ Stationery/Textual material (printed or written material), Eatables and Water (loose or packed), Mobile Phone/Ear Phone/Microphone/Pager, Calculator, Docu Pen, Slide Rules, Log Tables, Camera, Tape Recorder, Electronic Watches with facilities of calculator, any metallic item or electronic gadgets etc. in the examination Room/ Hall.



Diabetic students will be allowed to carry eatables like sugar tablets/fruits (like banana/apple/orange) and transparent water bottle to the examination hall. However, they will not be allowed to carry packed foods like chocolate/candy/sandwich etc.

Candidates must bring their own pencils, own geometry box set, erasers, colour pencils and crayons for the Aptitude Test of Paper-2.

2.9 Eligibility for appearing in JEE (Main) – 2019

2.9.1 Age Limit

For appearing in the JEE (Main) examination there is no age limit for the candidates. The candidates who have passed XII examination in 2017, 2018 or appearing in 2019 irrespective of their age can appear in JEE (Main) Examination – 2019. The candidates should satisfy themselves about the eligibility of age limit requirements of the Institutes in which he/she is desirous of taking admission.

2.9.2 Year of Appearance in Qualifying Examination (QE)

Only those candidates who have passed their Class 12th Examination or any equivalent qualifying examination in 2017 or 2018; or those who are appearing in their Class 12th Examination or any equivalent qualifying examination in 2019 are eligible to appear in both January, 2019 and April, 2019 JEE (Main)-2019 Examination.

Candidates who passed Class 12th/Qualifying examination in 2016 or before as well as those who will appear in such examination in 2020 or later are not eligible to appear in JEE (Main)–2019.

2.9.3 Number of subjects in the Qualifying Examination (QE)

Candidates must have taken at least five subjects in class 12th/qualifying examination in order to be eligible for writing JEE (Main)-2019. The candidates who have taken four subjects are not permitted to write JEE (Main)-2019 and if such candidates appear in JEE (Main)-2019 by furnishing wrong information, their rank/result will not be declared.

2.10 NTA Score and Compilation of Result of Paper-1 and Paper-2 for JEE (Main)-2019

2.10.1 NTA Score for Paper-1 and Paper-2:

Following shall be applicable for both the attempts.

- (a) After the JEE (Main)-2019 examinations, the NTA will display Answer Keys & recorded responses of multiple choice questions of Paper-1 and Paper-2 on the NTA's website www.jeemain.nic.in. The date shall be displayed on the NTA's website.

The candidates, who are not satisfied with the recorded response, may challenge by filling online application form and paying processing charges of Rs.1000/- per question.

The challenge of answer keys will also be accepted online only through the link available on the website www.jeemain.nic.in by paying processing charges of Rs.1000/- per question. The fee can be paid by credit/debit card. The fee once paid is non-refundable.



The NTA's decision on the challenges shall be final and no further communication will be entertained.

The result will be compiled on the basis of final answer keys. No grievance with regard to answer key(s) after declaration of result of JEE (Main)-2019 will be entertained.

- (b) Evaluation of multiple choice questions of Paper-1 and Paper-2 will be carried out using final answer keys and the raw (actual) marks obtained by a candidate will be considered further for computation of the result of JEE (Main)-2019.
- (c) For multi-shift papers, raw marks obtained by the candidates in different shifts/sessions will be converted to NTA Score.
- (d) **The detailed procedure based on NTA Score being adopted is available on NTA's website.**

2.10.2 Compilation and display of Result of Paper-1

(a) Compilation and display of Result for First attempt of January session:

Since, JEE (Main)-2019 Paper-1 first attempt will be conducted in multi-shifts, NTA scores will be calculated corresponding to the raw marks obtained by a candidate as per 2.10.1 (d) above. The calculated NTA scores for all the shifts/sessions will be merged and declared by 31st January, 2019. This shall comprise of the four NTA scores for each of the three subjects (Mathematics, Physics, Chemistry) and the total in Paper-1 of JEE (Main)-2019 for the first attempt.

(b) Compilation and display of Result after Second attempt of April session:

- (i) Similarly, JEE (Main)-2019 Paper-1 second attempt will be conducted in multi-shifts, NTA scores will be calculated corresponding to the raw marks obtained by a candidate as per 2.10.1 (d) above. The calculated NTA scores for the Raw Marks for all the shifts/sessions will be merged for further processing.
- (ii) The four NTA scores for each of the candidates in Paper-1 of JEE (Main)-2019 for the first attempt as well as for the second attempt will be merged for compilation of result and preparation of overall Merit List / Ranking. Those appeared in both the attempts; their best of the two NTA scores (total) will be considered for further processing.
- (iii) In case of a tie, i.e. when two or more candidates obtain equal **Total NTA Score** in JEE (Main)-2019, inter-se merit of such candidates shall be determined in following order:

Rank list for admission to B.E. /B. Tech. (in institutions other than IITs):

- NTA score of raw mark in Mathematics
- NTA score of raw mark in Physics
- NTA score of raw mark in Chemistry
- Candidates older in age
- If the resolution is not possible after this criterion, candidates will be given the same rank.



- (iii) The NTA scores of both the attempts and rank of Paper-1 of JEE (Main)–2019 for all candidates who appeared in first attempt as well as in second will be declared by 30th April, 2019. This shall comprise the four NTA scores obtained by the candidate in first attempt and four NTA scores obtained in second attempt along with the status of those who qualify for appearing in JEE (Advanced)–2019 provided and subject to other conditions of eligibility being met. The rank shall comprise All India rank and All India category rank.

2.10.3 Compilation and display of Result of Paper-2

(a) Compilation and display of Result for First attempt of January session:

Since, JEE (Main)-2019 Paper-2 may be conducted in single-shift only, the raw marks obtained by all the candidates who appeared in first attempt will be declared by 31st January, 2019. This shall comprise the actual marks obtained in Paper-2 of JEE (Main)–2019 for the first attempt.

(b) Compilation and display of Result after Second attempt of April session:

- (i) Similarly, JEE (Main)-2019 Paper-2 second attempt may be conducted in single-shift, the raw marks obtained by all the candidates who appeared in second shift as well as for the first attempt will be merged for compilation of result and preparation of overall Merit List / Ranking. Those appeared in both the attempts; their best of the two raw marks will be considered for further processing.
- (ii) In case of a tie, i.e. when two or more candidates obtain equal **Total Marks** in JEE (Main)-2019, inter-se merit of such candidates shall be determined in following order:

Rank list for admission to B.Arch./B.Planning (in institutions other than IITs):

- Candidates obtaining higher marks in Aptitude Test in Paper-2
- Candidates obtaining higher marks in Drawing Test in Paper-2
- Candidates older in age
- If the resolution is not possible after this criterion, candidates will be given the same rank.

- (iii) The Total raw marks of both the attempts and rank of Paper-2 of JEE (Main)–2019 for all candidates who appeared in first attempt as well as in second will be declared by 30th April, 2019. This shall comprise the total raw marks obtained by the candidate in first attempt as well as in second attempt along with All India rank and All India category rank.

Note:

1. All participating institutes that do not use the Centralized Seat Allocation Process will prepare their own ranking based on the performance in JEE (Main)-2019 and other criteria as decided by them.
2. Only the All India Rank (AIR) is used for admissions through Central Seat Allocation Board (CSAB)/Joint Seat Allocation Authority (JoSAA) to NITs/ IITs/ CFTIs/ SFls/ Others, while other ranks are for information purposes.
3. No score/rank card will be dispatched to the candidates and the candidates are advised to download their score/rank cards from the JEE (Main) website: www.jeemain.nic.in only.
4. Result of the examination shall be hosted on NTA's website www.jeemain.nic.in



3. Admission to NITs, IITs, CFTIs, SFIs, State Engineering Colleges for Participating States and other Participating Institutions

3.1 Eligibility for Admission to NITs, IITs and CFTIs participating through Central Seat Allocation Board

Admission to NITs, IITs and CFTIs participating through Central Seat Allocation Board will be based on **All India Rank** as explained above in section 2.10 subject to the condition that the candidate should have secured at least 75% marks in the 12th class examination, or be in the top 20 percentile in the 12th class examination conducted by the respective Boards. For SC/ST candidates the qualifying marks would be 65% in the 12th class examination.

Subject combinations required in the qualifying examination for admission to B.E./B.Tech. & B. Arch./B.Planning Courses in NITs, IITs, and other CFTIs shall be as under.

Course	Required Criteria based on Class 12 th / Equivalent qualifying Examination
B.E./B.TECH.	Passed 10+2 examination with Physics and Mathematics as compulsory subjects along with one of the Chemistry/Biotechnology/Biology/Technical Vocational subject.
B.ARCH./B.PLANNING	Passed 10+2 examination with Mathematics.

3.2 Eligibility for Admission to other Institutions

The above mentioned policy could also be adopted by other Technical Institutions participating in counselling through JoSAA/CSAB. In case a State opts to admit students in the engineering Colleges affiliated to State Universities, the State may prepare separate rank list based on criteria decided by them.

3.3 Number of seats in various institutions

For all admission related procedures/queries, the candidates are advised to refer the website of JoSAA, Central Seat Allocation Board (CSAB) or the concerned State Government/Institute after declaration of ranks of JEE (Main)–2019. The letter/e-mails/grievances/RTI cases/Court cases regarding admission related procedures/queries will not be entertained by NTA.

3.4 Reservation of Seats

As per Government of India rules candidates belonging to certain categories are admitted to seats reserved for them based on relaxed criteria. These categories are:

- (i) Other Backward Classes (OBC) if they belong to Non Creamy Layer (NCL)
- (ii) Scheduled Castes (SC)
- (iii) Scheduled Tribes (ST)
- (iv) Persons with Disability (PwD) with 40% or more disability



Benefit of reservation for admission to NITs/IIITs and CFTIs shall be given only to those classes/castes/tribes which are in the respective central list published by the Govt. of India. For admission to State Engineering colleges who have opted for admission through JEE (Main)-2019, the reservation rules of that State shall apply. The letter/e-mails/grievances/RTI cases/Court cases regarding reservation criteria will not be entertained by NTA.

3.5 Seat Allocation Process and Admission Procedure

Candidates shall be offered admission based on their choices and All India Ranks of JEE (Main)-2019 through a Seat Allocation Process to be announced later. The candidates will be able to make their choices online for branches/programs and institutes at appropriate time.

Candidates are advised to regularly visit the JEE (Main) website: www.jeemain.nic.in for latest information.

The verification of documents would be done at the time of Seat Allocation Process/admission. The purpose would be to verify different records regarding identification, age, qualifying examination, state of eligibility, category and disability (if any) of the candidate. On failing to produce any of the authentic documents, the candidate will not be considered for admission.

SC, ST, OBC and PwD candidates will be required to produce original certificate as per prescribed formats given in Appendix – 7, issued by the competent authority at the time of Seat Allocation Process as well as at the time of admission, failing which they will not be considered for admission.

4. Eligibility criteria for appearing in JEE (Advanced) – 2019

(Please refer to JEE (Advanced) website for the latest information)

The minimum academic qualification for appearing in JEE (Advanced) -2019 is that the candidate must have passed in final examination of Class 12th or equivalent qualifying examination (**Appendix-3**). Those appearing in these examinations in 2019 can also appear in JEE (Advanced)- 2019 provisionally.

All the candidates aspiring to take admission to the undergraduate programs at IITs for the year 2019 will have to appear in the Paper-1 (B. E. /B. Tech.) of JEE (Main)-2019. Based on the performance in Paper-1 (B. E. /B. Tech.) of JEE (Main)-2019, number of top candidates as per the requirement of JEE (Advanced) (including all categories) will be eligible to appear in JEE (Advanced)-2019.

Admissions to IITs will be based only on category-wise All India Rank (AIR) in JEE (Advanced), subject to conditions as defined in JEE (Advanced)-2019 website.

A candidate can attempt JEE (Advanced) a maximum of two times in consecutive years irrespective of whether or not he/she passed the Qualifying Examination. The candidates, who have attempted JEE (Main) /JEE (Advanced) in 2017 or earlier, are NOT ELIGIBLE to appear in JEE (Advanced)-2019.

The candidate who had taken admission in any institute other than IITs in 2018 is eligible to appear in JEE (Advanced)-2019 provided that the candidate satisfies other eligibility criteria.



5. Application procedure for JEE (Main)-2019 and JEE (Advanced)–2019

In order to appear in JEE (Main)-2019 and JEE (Advanced) 2019, the candidates are required to apply only online as per procedure detailed below (**Please also see section 5.6 for JEE (Advanced)**).

5.1 Provision of AADHAAR

- (i) The use of Aadhaar for the candidates of JEE (Main)-2019 will result in accuracy of the candidates' details. This will also help in ascertaining identities of the candidates at the examination centres in a convenient and hassle free manner. Aadhaar obviates the need for producing multiple documents to prove one's identity.
- (ii) The provisions of the Aadhaar Act and Regulations under the Act have come into effect from 14th September 2016 and notifications to this effect have been published in the Official Gazette. Section 57 of the Aadhaar Act 2016 permits the use of Aadhaar number for establishing the identity of an individual for any purpose pursuant to any law or any contract to this effect.
- (iii) NTA hereby notifies the following:
 - (a) Candidates, who are in possession of Aadhaar, may enter Aadhaar number, name, date of birth & gender in online application for JEE (Main)-2019 for the purpose of his/her identity and authentication thereof.
 - (b) Candidates not yet enrolled for Aadhaar, may make application for Aadhaar enrolment in case he/she is entitled to obtain Aadhaar as per section 3 of Aadhaar Act. Such applicant may visit any Aadhaar enrolment centre (list available at www.uidai.gov.in) to get enrolled for Aadhaar.
 - (c) The candidates who have enrolled for Aadhaar and have not received Aadhaar should enter 14 digit Aadhaar Enrolment ID (Including slash) printed on the Aadhaar enrolment slip at the time of filling online application form for JEE (Main)-2019.

Note: The candidates can also enter the passport number, ration card number, bank account number or any other valid Government identity number.

5.2 Applying Online and Submission of Application

The online submission of particulars, uploading of scanned photograph and signatures may be made at JEE (Main) website. The candidates should supply all the required details while filling up the online form. On submission of details, a Confirmation Page with Application Number shall be generated.

Candidates are required to take printout of Confirmation Page and keep it for reference. The Confirmation Page is **not required to be sent to NTA**. The application fee payment can be made by credit/debit card/Net Banking/e-challan using SBI-MOPS facility of State Bank of India.

5.3 Instructions for Applying Online

Before filling up the application form the candidate should have a scanned image of his/her recent photograph and signature in running hand. These scanned images are to be uploaded during the submission of application form. The photograph should be coloured or black/



white (but clear contrast) with name of the candidate and date of taking the photograph printed on it as shown. It should be without cap or goggles. Spectacles are allowed. **Polaroid photos are not acceptable.** Candidates with unclear photograph are liable to be rejected. Candidates may keep 6-8 identical photographs in reserve for use at the time of entrance examination, Seat Allocation Process and Admission.



The information given in the first column of the following table will be asked in the Online Application form.

KAMAL SINGH
15.08.2018

The instructions to fill up the form have been given in the second column.

5.4 Application Format

Note: The name of the candidate and his/her parents name in the application form **must exactly be the same** as registered in Class 12th/ equivalent qualifying Examination. No prefix/title such as Mr/Shri/Fr/Dr/Mrs/Smt/Col etc should be used.

Authentication Form	
Nationality	Indian/OCI/PIO/ Foreign
State of Eligibility	State from where the candidate has passed/ appearing in class XII or equivalent examination or State mentioned in the Passport (Appendix 4)
State from where the candidate has passed/ appearing in class XII or equivalent examination	
State mentioned in the Passport	
Aadhaar Number, Aadhaar Enrolment ID, Aadhaar Registration number, Passport Number, Ration Card Number, Bank Account Number, any other valid Government ID Number	
Candidate's Name	As per Aadhaar or other ID
Date of Birth (DD/MM/YYYY)	As per Aadhaar or other ID
Gender	Male / Female/ Transgender (as per Aadhaar or other ID)
Examination Details JEE (Main)–2019	
Applying for	Paper - 1 (B.E. / B. Tech.) Only Paper - 2 (B. Arch. / B. Planning) Only Paper - 1 & Paper –2 Both
Choice of Examination Centre (any four)	As per list of Examination cities (Appendix 2)
Question Paper Medium	English, Hindi and Gujarati
Personal Details	
Mother's Name	Maximum 60 Character
Father's Name	Maximum 60 Character
Category	General/SC/ST/OBC - NCL (Central List) State list OBC Candidates who are not in OBC-NCL Central list must choose General. State admission boards shall verify State OBC list separately.
Person with Disability (PwD)	Yes/No



If PwD, mention the percentage of disability?	
Whether you need scribe/reader?	Yes/No
In case of girl candidate, Are you the only child of your parents?	Yes/No
Place of Residence	Rural/Urban
Complete mailing Address	
Pin code of mailing address	
Academic Details	
Year of Passing Class 10 th or its Equivalent	2003-2017
Place of 12 th class schooling	Village / Town / City
Year of Passing or Appearing Class 12 th / Qualifying Examination	2017 / 2018 / 2019
School Board of Class 12 th / Qualifying Examination	As per list of Boards given in Appendix 6
Roll Number of Class 12 th / Qualifying Examination (if allotted)	
Whether appearing for improvement Examination of class 12 th	Yes/No
If, yes, Roll Number of improvement Examination (if allotted)	
Name of the Qualifying Examination passed/ appearing	as per Appendix 3
Type of Institution of Class 12 th / Qualifying Examination	Government / Private
Mode of Preparation	Self Study/Individual Tuition/Coaching/ Correspondence Courses/Others
Name & Address of the School / College from where passed / appearing	
Contact Details	
e-mail Address	
Mobile Number	
Land line no. with STD code or any other contact no.	
Guardian Details	
Father's Qualification	Illiterate/Matriculate/Graduate/Post Graduate/ Others
Father's Occupation	Agriculture/Business/Medical/Engineering / Law Practice/Government Service/Public Sector Service/Private Service/Teaching or Research/ Architecture/Pharmacy/Self Employment/Others



Father's Annual Income	Up to 100000 /Rs. 100001 -200000 / Rs. 200001 – 300000/ Rs. 300001-400000 /Rs. 400001-500000 / Rs. 500001-600000 /Rs. 600001-700000 / Rs. 700001-800000 /Rs. 800001 and above
Mother's Qualification	Illiterate/Matriculate/Graduate/Post Graduate/ Others
Mother's Occupation	Agriculture/Business/Medical/Engineering/ Law Practice/Government Service/Public Sector Service/Private Service/Teaching or Research/ Architecture/Pharmacy/Self Employment/Others (including House wife)
Mother's Annual Income	Up to 100000 /Rs. 100001 -200000 / Rs. 200001 – 300000/ Rs. 300001-400000 /Rs. 400001-500000 / Rs. 500001-600000 /Rs. 600001-700000 / Rs. 700001-800000 /Rs. 800001 and above
Declaration by the candidate	I hereby declare that all the particulars stated in this application form are true to the best of my knowledge and belief. I have read and understood the JEE procedures for both JEE (Main) - 2019 and JEE (Advanced) – 2019. I shall abide by the terms and conditions thereon. If any data is found to be false, I understand that I will be disqualified.
Declaration by Father/Mother/Guardian	I hereby declare that I have verified the data submitted by my ward. If any data is found to be false, I understand that my ward will be disqualified.
To be uploaded during the submission of online application form : Scanned images in JPG/JPEG format only	
Candidate's Passport Size Photograph	File size must be greater than 10 kb and less than 200 kb.
Candidate's Signature in running hand Dimension should be 3.5 cm (width) × 1.5 cm (height) only.	File size must be greater than 4 kb and less than 30 kb.

5.5 Status of receipt of Online Application Form with Fee

Information regarding the applications of candidates received with fees will be put on the NTA's website on **17.12.2018 along with their Roll Nos, Centres, Date and Shift of Examination**. The candidature of the candidate, whose fees has not been received upto **the prescribed last date**, will not be considered for the examination.

In case the particulars of the candidate is not shown in the final list of candidates on the NTA's website on **17.12.2018** and the candidate has paid the fee, the candidate should approach the **Help Line** between 10:00 a.m. to 5:00 p.m. from **17.12.2018 to 23.12.2018** with the following documents for considering his/her candidature for the examination:

- (i) Proof of fee paid (Photocopy of transaction slip of fees paid through Debit/Credit Card and Net Banking). **In case, the fee has not been remitted within the prescribed last date, the application would be treated as incomplete/unsuccessful and it shall not be considered.**



- (ii) Print out of the Confirmation Page.
- (iii) **No request regarding non-receipt of Online Application Form would be entertained by the NTA after 23.12.2018.**
- (iv) **Candidates are advised to keep visiting the NTA's website regularly for latest updates.**
- (v) **Candidates should check their e-mails on the given e-mail address and SMS in their Mobile Number for latest updates and information.**

5.6 Additional Information of Candidates for JEE (Advanced)-2019

The candidates who are declared eligible for JEE (Advanced)-2019 will have to again register later on at the JEE (Advanced) website: www.jeeadv.ac.in after the declaration of the JEE (Main)-2019 NTA score. They may note that it is compulsory to appear in both the papers of JEE (Advanced)-2019 to be eligible for admission to IIT. For latest information related to JEE (Advanced) kindly visit the JEE (Advanced) website: www.jeeadv.ac.in

6. Admit Card for JEE (Main) – January 2019

The Admit Card can be downloaded from JEE (Main)-2019 website from 17th December, 2018 onwards. The candidates are advised to download their admit cards from JEE (Main) website only. The Candidates are also advised to regularly see JEE (Main) website for updates.

The Admit Card is issued provisionally to the candidate subject to his/her satisfying the eligibility conditions. The candidate has to download his/her Admit Card from the NTA's website w.e.f. 17.12.2018 onwards and appear for the examination at the given Centre on Date and Shift as indicated in their Admit Card.

No candidate will be allowed to appear at the examination center, on Date and Shift other than that allotted to him/her in their Admit card.

In case candidates are unable to download Admit Cards from the website, the candidate should approach the Help Line between 10:00 a.m. to 5:00 p.m. for general facilitation from 17.12.2018 to 23.12.2018. The phone numbers of the help desk are available on the website of JEE (Main).

The candidates are advised to read the instructions on the admit card carefully and follow them during the conduct of the examination.

In case of any discrepancy in the particulars of the candidate or his/her photograph and signatures shown in the Admit Card and Confirmation Page, the candidate may immediately **approach the Help Line between 10:00 a.m. to 5:00 p.m. from 10.12.2018 to 16.12.2018. In such cases, candidates would appear in the examination with the already downloaded admit card. However, NTA will take necessary action to make correction in the record later.**

Note:

- (a) Candidate may please note that admit cards will not be sent by post.
- (b) In no case, the duplicate Admit Card for JEE (Main)-2019 would be issued at the Examination Centres.
- (c) Candidate must not mutilate the Admit Card or change any entry made therein.
- (d) Candidates are advised to preserve their Admit Cards in good condition for future reference.
- (e) No Admit Card shall be issued to the candidates whose Applications are found to be incomplete for any reasons (including indistinct/doubtful photographs/unsigned Applications) or who do not fulfill the eligibility criteria for the examination
- (f) Issue of Admit Cards, however, shall not necessarily mean acceptance of eligibility which shall be further scrutinized at subsequent stages of admission process.



7. Guidelines to Candidates for Computer Based Examination for Paper-1 & Paper-2

(Candidates are advised to go through following carefully before going for the Examination)

7.1 Procedure to be followed during conduct of Examination:

- (i) Candidates MUST bring the following documents on the day of examination at the test centre. Candidates who will not bring these will not be allowed to sit in the examination.
 - Print copy of Admit Card downloaded from NTA's website.
 - One passport size photograph (same as uploaded on the Online Application Form) should be taken for pasting on the specific space in the attendance sheet at Centre during JEE (Main) Examination.
 - Any one of the authorized photo IDs (must be original, valid and non-expired) – PAN card/ Driving License/ Voter ID/ Passport/ Aadhaar Card (With photograph)/ Aadhaar Enrolment No/ Ration Card
 - PwD certificate issued by the Competent Authority, if claiming the relaxation under PwD category

- (ii) **The candidates shall report at the Examination Centre two hours before the commencement of the examination** so as to complete the frisking and registration formalities well before the time. Registration desk will be closed 60 minutes prior to the examination.

Candidates shall not be permitted to enter in the Examination Center after 8:30 a.m. in first shift and after 1:30 p.m. in second shift. The candidates are advised to read the instructions on the admit card carefully and follow them during the conduct of the examination.

Candidates should take their seat immediately after opening of the examination hall. If the candidates do not report in time due to any reason i.e. traffic jam, train/bus delay etc., they are likely to miss some of the general instructions to be announced in the Examination Rooms/Halls. The NTA shall not be responsible for any delay.

- (iii) The candidate must show, on demand, the Admit Card downloaded/printed from the NTA's website for entry in the examination room/hall. A candidate who does not possess the valid Admit Card shall not be permitted for the examination under any circumstances by the Centre Superintendent.
- (iv) A seat indicating roll number will be allocated to each candidate. Candidates should find and sit on their allocated seat only. Any candidate found to have changed room/hall or the seat on his/her own other than allotted, his/her candidature shall be cancelled and no plea would be accepted for it.
- (v) The candidate should ensure that the question paper available on the computer is as per his/her opted paper indicated in the Admit Card. In case, the subject of question paper is other than his/her opted paper, the same may be brought to the notice of the Invigilator concerned.



- (vi) Candidates are not allowed to carry any baggage inside the Examination Centre. NTA will not be responsible for any belongings stolen or lost at the premises.
- Candidates are not allowed to carry any textual material, Calculators, Docu Pen, Slide Rules, Log Tables and Electronic Watches with facilities of calculator, printed or written material, bits of papers, mobile phone, Blue-tooth devices, pager or any other electronic gadget/ device etc.
- The candidates are prohibited to bring any kind of electronic gadgets/device in the examination room/hall. If any candidate is in possession of any of the above item, his/her candidature will be treated as unfair means and lead to cancellation of the current examination & also debar the candidate for future examination(s) & the material will be seized.
- (vii) No candidate, without the special permission of the Centre Superintendent or the Invigilator concerned, will leave his/her seat or Examination Room/Hall until the full duration of the paper is over. Candidates must follow the instructions strictly as instructed by the Centre Superintendent/Invigilators. Candidates should not leave the room/hall without handing over their rough sheets to the invigilator on duty in the Room/Hall.
- (viii) Smoking, chewing gutka, spitting etc. in the Examination Room/Hall is strictly prohibited. Instrument/Geometry/Pencil box, Handbag, Purse, Any kind of Paper/ Stationery, Eatables/snacks and Tea/coffee/cold drinks/Water (loose or packed), Mobile Phone/ Ear Phone/Microphone/Pager, Calculator, Camera, Tape Recorder, any metallic item or electronic gadgets etc. are **NOT allowed** in the examination Room/Hall.
- Diabetic students will be allowed to carry eatables like sugar tablets/fruits (like banana/ apple/orange) and transparent water bottle to the examination hall. However, they will not be allowed to carry packed foods like chocolate/candy/sandwich etc.
- (ix) Candidate may approach the Centre Superintendent/Invigilator in the room for any technical assistance, first aid emergency or any other information during the course of examination.
- For any queries or issues regarding Computer Based Test, the candidates may contact on Mobiles Nos. **7042399520, 7042399521, 7042399525 and 7042399526.**
- (x) For those who are unable to appear on the scheduled date of tests for any reason, the NTA shall not be responsible for conduct of re-test, under any circumstances.

7.2 Important Instructions for Computer Based Test (CBT)

- (i) A sample/mock test will be available on JEE (Main)-2019 website: www.jeemain.nic.in in October/November 2018 for practice purpose and to give the candidate look and feel of the Computer Based Test (CBT).
- (ii) The important instructions to be followed for Computer Based Test (CBT) will be available on JEE (Main)-2019 website: www.jeemain.nic.in in October/November 2018.
- (iii) All calculations/writing work are to be done only in the rough sheet provided at the centre in the examination Room/Hall and on completion of the test candidates must hand over the rough sheets to the invigilator on duty in the Room/Hall.



- (iv) During the examination time, the invigilator will check Admit Card of the candidate to satisfy himself/herself about the identity of each candidate.
- (v) The candidates are governed by all Rules and Regulations of the NTA with regard to their conduct in the Examination Hall. All cases of unfair means will be dealt with as per rules.
- (vi) The candidates must sign and paste the photograph on the Attendance Sheet at the appropriate place.

8. Common Services Centres/Facilitation Centres and Test Practice Centres

8.1 Common Services Centres/Facilitation Centres

Candidates who are not well conversant to submit the online application due to various constraints may use the services of Common Services Centre, Ministry of Electronics and Information Technology, Government of India under the Digital India initiatives of Honorable Prime Minister. The Common Services Centre (CSC) scheme is a part of the ambitious National e-Governance Plan (NeGP) of Government of India and is managed at each village panchayat level by a Village Level Entrepreneur (VLE).

There are more *than* 1.5 lakhs Common Services Centres (CSC) across the country which will provide the desired support to candidates from urban as well as rural areas in online submission of application form and payment of fee through e-wallet. The list of the Common Services Centre is available on website: www.csc.gov.in.

Note : To know nearest Common Services Centre, please open link - <http://gis.csc.gov.in/locator/csc.aspx>

8.2 Test Practice Centres

National Testing Agency (NTA) has established a network of Test Practice Centres spread all over India to help the students aspiring to appear in examinations to be conducted by the NTA from 2019 onwards. The students can practice and train themselves before the examination for the “Computer Based Test (CBT)” mode of examinations.

The experienced, qualified and professional Nodal officer and staff available at the TPC will help and motivate the students to clear their doubts and solve problems and to make them familiar with the CBT mode of examinations.

Following flexible and convenient schedules that suit students’ needs and requirements with small batch sizes that allow personalized attention to ensure that every individual establishes realistic goals understands the key test concepts and is given comprehensive guidance on effective test taking strategies :

Day	Timings
On working day Monday to Friday	2.00 p.m. - 4:00 p.m.
On Saturday, Sunday and holidays	10.00 a.m. - 4:00 p.m.

Candidates can visit these test practice centres and train themselves on using the online mode of examination free of cost.

The details are given in Appendix-10.

Note : To know nearest Test Practice Centre, please see the website www.nta.ac.in



9. Code of Conduct for candidates during JEE (Main) – 2019

Candidates shall maintain perfect silence and attend to their Question Paper only. Any conversation or gesture or disturbance in the Examination Room/Hall shall be deemed as misbehavior. If a candidate is found using unfair means or impersonating, his/her candidature shall be cancelled and he/she will be liable to be debarred for taking examination either permanently or for a specified period according to the nature of offence.

Candidates are not allowed to carry any textual material, Calculators, Docu Pen, Slide Rules, Log Tables, and Electronic Watches with facilities of calculator, printed or written material, and bits of papers, mobile phone, pager or any other device, except the Admit Card inside the Examination Room/Hall. If any candidate is in possession of any of the above item, his/her candidature will be treated as unfair means and his/her current examination will be cancelled & he/she will also be debarred for future examination(s) & the equipment will be seized.

10. Rough Work

All calculations/writing work are to be done only in the rough sheet provided at the centre in the examination Room/Hall and on completion of the test candidates must hand over the rough sheets to the invigilator on duty in the Room/Hall.

11. Re-Evaluation/Re-Checking of Result

There shall be no provision for re-evaluation/re-checking of result. No correspondence in this regard shall be entertained.

12. Legal Jurisdiction

The Honorable High Court of Delhi alone will have the jurisdiction to settle and decide all matters and disputes related to JEE (Main)-2019.

All disputes pertaining to the conduct of JEE (Main)-2019 Examination including Results shall fall within the jurisdiction of Delhi only. Further, any legal question arising out of the Examination shall be entertained only when raised within 30 days from the declaration of result.

The Director (Admin) of the NTA shall be the official by whose designation the NTA may sue or be sued.



Syllabus for JEE (Main) - 2019

(a) Syllabus for Paper-1 (B.E./B. Tech.) - Mathematics, Physics and Chemistry

MATHEMATICS

UNIT 1: SETS, RELATIONS AND FUNCTIONS:

Sets and their representation; Union, intersection and complement of sets and their algebraic properties; Power set; Relation, Types of relations, equivalence relations, functions; one-one, into and onto functions, composition of functions.

UNIT 2: COMPLEX NUMBERS AND QUADRATIC EQUATIONS:

Complex numbers as ordered pairs of reals, Representation of complex numbers in the form $a+ib$ and their representation in a plane, Argand diagram, algebra of complex numbers, modulus and argument (or amplitude) of a complex number, square root of a complex number, triangle inequality, Quadratic equations in real and complex number system and their solutions. Relation between roots and co-efficients, nature of roots, formation of quadratic equations with given roots.

UNIT 3: MATRICES AND DETERMINANTS:

Matrices, algebra of matrices, types of matrices, determinants and matrices of order two and three. Properties of determinants, evaluation of determinants, area of triangles using determinants. Adjoint and evaluation of inverse of a square matrix using determinants and elementary transformations, Test of consistency and solution of simultaneous linear equations in two or three variables using determinants and matrices.

UNIT 4: PERMUTATIONS AND COMBINATIONS:

Fundamental principle of counting, permutation as an arrangement and combination as selection, Meaning of $P(n,r)$ and $C(n,r)$, simple applications.

UNIT 5: MATHEMATICAL INDUCTION:

Principle of Mathematical Induction and its simple applications.

UNIT 6: BINOMIAL THEOREM AND ITS SIMPLE APPLICATIONS:

Binomial theorem for a positive integral index, general term and middle term, properties of Binomial coefficients and simple applications.

UNIT 7: SEQUENCES AND SERIES:

Arithmetic and Geometric progressions, insertion of arithmetic, geometric means between two given numbers. Relation between A.M. and G.M. Sum upto n terms of special series: S_n , S_{n^2} , S_{n^3} . Arithmetic-Geometric progression.

UNIT 8: LIMIT, CONTINUITY AND DIFFERENTIABILITY:

Real - valued functions, algebra of functions, polynomials, rational, trigonometric, logarithmic and exponential functions, inverse functions. Graphs of simple functions. Limits, continuity and differentiability. Differentiation of the sum, difference, product and quotient of two functions. Differentiation of trigonometric, inverse trigonometric, logarithmic, exponential, composite and implicit functions; derivatives of order upto two. Rolle's and Lagrange's Mean Value Theorems. Applications of derivatives: Rate of change of quantities, monotonic - increasing and decreasing functions, Maxima and minima of functions of one variable, tangents and normals.

UNIT 9: INTEGRAL CALCULUS:

Integral as an anti - derivative. Fundamental integrals involving algebraic, trigonometric, exponential and logarithmic functions. Integration by substitution, by parts and by partial fractions. Integration using trigonometric identities.

Evaluation of simple integrals of the type

$$\int \frac{dx}{x^2 \pm a^2}, \int \frac{dx}{\sqrt{x^2 \pm a^2}}, \int \frac{dx}{a^2 - x^2}, \int \frac{dx}{\sqrt{a^2 - x^2}}, \int \frac{dx}{ax^2 + bx + c},$$

$$\int \frac{dx}{\sqrt{ax^2 + bx + c}}, \int \frac{(px+q)dx}{ax^2 + bx + c}, \int \frac{(px+q)dx}{\sqrt{ax^2 + bx + c}}$$

$$\int \sqrt{a^2 \pm x^2} dx \quad \int \sqrt{x^2 - a^2} dx$$

Integral as limit of a sum. Fundamental Theorem of Calculus. Properties of definite integrals. Evaluation of definite integrals, determining areas of the regions bounded by simple curves in standard form.

UNIT 10: DIFFERENTIAL EQUATIONS:

Ordinary differential equations, their order and degree. Formation of differential equations. Solution of differential equations by the method of separation of variables, solution of homogeneous and linear differential equations of the type:

$$\frac{dy}{dx} + p(x)y = q(x)$$

UNIT 11: CO-ORDINATE GEOMETRY:

Cartesian system of rectangular co-ordinates in a plane, distance formula, section formula, locus and its equation, translation of axes, slope of a line, parallel and perpendicular lines, intercepts of a line on the coordinate axes.

**Straight lines**

Various forms of equations of a line, intersection of lines, angles between two lines, conditions for concurrence of three lines, distance of a point from a line, equations of internal and external bisectors of angles between two lines, coordinates of centroid, orthocentre and circumcentre of a triangle, equation of family of lines passing through the point of intersection of two lines.

Circles, conic sections

Standard form of equation of a circle, general form of the equation of a circle, its radius and centre, equation of a circle when the end points of a diameter are given, points of intersection of a line and a circle with the centre at the origin and condition for a line to be tangent to a circle, equation of the tangent. Sections of cones, equations of conic sections (parabola, ellipse and hyperbola) in standard forms, condition for $y = mx + c$ to be a tangent and point (s) of tangency.

UNIT 12: THREE DIMENSIONAL GEOMETRY:

Coordinates of a point in space, distance between two points, section formula, direction ratios and direction cosines, angle between two intersecting lines. Skew lines, the shortest distance between them and its equation. Equations of a line and a plane in different forms, intersection of a line and a plane, coplanar lines.

UNIT 13: VECTOR ALGEBRA:

Vectors and scalars, addition of vectors, components of a vector in two dimensions and three dimensional space, scalar and vector products, scalar and vector triple product.

UNIT 14: STATISTICS AND PROBABILITY:

Measures of Dispersion: Calculation of mean, median, mode of grouped and ungrouped data calculation of standard deviation, variance and mean deviation for grouped and ungrouped data.

Probability: Probability of an event, addition and multiplication theorems of probability, Baye's theorem, probability distribution of a random variate, Bernoulli trials and Binomial distribution.

UNIT 15: TRIGONOMETRY:

Trigonometrical identities and equations. Trigonometrical functions. Inverse trigonometrical functions and their properties. Heights and Distances.

UNIT 16: MATHEMATICAL REASONING:

Statements, logical operations and, or, implies, implied by, if and only if. Understanding of tautology, contradiction, converse and contrapositive.

PHYSICS

The syllabus contains two Sections - A and B. Section - A pertains to the Theory Part having 80% weightage, while Section - B contains Practical Component (Experimental Skills) having 20% weightage.

SECTION - A**UNIT 1: PHYSICS AND MEASUREMENT**

Physics, technology and society, S I units, Fundamental and derived units. Least count, accuracy and precision of measuring instruments, Errors in measurement, Dimensions of Physical quantities, dimensional analysis and its applications.

UNIT 2: KINEMATICS

Frame of reference. Motion in a straight line: Position-time graph, speed and velocity. Uniform and non-uniform motion, average speed and instantaneous velocity Uniformly accelerated motion, velocity-time, position-time graphs, relations for uniformly accelerated motion. Scalars and Vectors, Vector addition and Subtraction, Zero Vector, Scalar and Vector products, Unit Vector, Resolution of a Vector. Relative Velocity, Motion in a plane, Projectile Motion, Uniform Circular Motion.

UNIT 3: LAWS OF MOTION

Force and Inertia, Newton's First Law of motion; Momentum, Newton's Second Law of motion; Impulse; Newton's Third Law of motion. Law of conservation of linear momentum and its applications, Equilibrium of concurrent forces.

Static and Kinetic friction, laws of friction, rolling friction.

Dynamics of uniform circular motion: Centripetal force and its applications.

UNIT 4: WORK, ENERGY AND POWER

Work done by a constant force and a variable force; kinetic and potential energies, work energy theorem, power.

Potential energy of a spring, conservation of mechanical energy, conservative and nonconservative forces; Elastic and inelastic collisions in one and two dimensions.

UNIT 5: ROTATIONAL MOTION

Centre of mass of a two-particle system, Centre of mass of a rigid body; Basic concepts of rotational motion; moment of a force, torque, angular momentum, conservation of angular momentum and its applications; moment of inertia, radius of gyration. Values of moments of inertia for simple geometrical



objects, parallel and perpendicular axes theorems and their applications. Rigid body rotation, equations of rotational motion.

UNIT 6: GRAVITATION

The universal law of gravitation. Acceleration due to gravity and its variation with altitude and depth. Kepler's laws of planetary motion. Gravitational potential energy; gravitational potential. Escape velocity. Orbital velocity of a satellite. Geo-stationary satellites.

UNIT 7: PROPERTIES OF SOLIDS AND LIQUIDS

Elastic behaviour, Stress-strain relationship, Hooke's Law, Young's modulus, bulk modulus, modulus of rigidity. Pressure due to a fluid column; Pascal's law and its applications. Viscosity, Stokes' law, terminal velocity, streamline and turbulent flow, Reynolds number. Bernoulli's principle and its applications. Surface energy and surface tension, angle of contact, application of surface tension - drops, bubbles and capillary rise. Heat, temperature, thermal expansion; specific heat capacity, calorimetry; change of state, latent heat. Heat transfer-conduction, convection and radiation, Newton's law of cooling.

UNIT 8: THERMODYNAMICS

Thermal equilibrium, zeroth law of thermodynamics, concept of temperature. Heat, work and internal energy. First law of thermodynamics. Second law of thermodynamics: reversible and irreversible processes. Carnot engine and its efficiency.

UNIT 9: KINETIC THEORY OF GASES

Equation of state of a perfect gas, work done on compressing a gas. Kinetic theory of gases - assumptions, concept of pressure. Kinetic energy and temperature: rms speed of gas molecules; Degrees of freedom, Law of equipartition of energy, applications to specific heat capacities of gases; Mean free path, Avogadro's number.

UNIT 10: OSCILLATIONS AND WAVES

Periodic motion - period, frequency, displacement as a function of time. Periodic functions. Simple harmonic motion (S.H.M.) and its equation; phase; oscillations of a spring - restoring force and force constant; energy in S.H.M. - kinetic and potential energies; Simple pendulum - derivation of expression for its time period; Free, forced and damped oscillations, resonance.

Wave motion. Longitudinal and transverse waves, speed of a wave. Displacement relation for a progressive wave. Principle of superposition of waves, reflection of waves, Standing waves in strings and organ pipes, fundamental mode and harmonics, Beats, Doppler effect in sound

UNIT 11: ELECTROSTATICS

Electric charges: Conservation of charge, Coulomb's law-forces between two point charges, forces between multiple charges; superposition principle and continuous charge distribution.

Electric field: Electric field due to a point charge, Electric field lines, Electric dipole, Electric field due to a dipole, Torque on a dipole in a uniform electric field.

Electric flux, Gauss's law and its applications to find field due to infinitely long uniformly charged straight wire, uniformly charged infinite plane sheet and uniformly charged thin spherical shell. Electric potential and its calculation for a point charge, electric dipole and system of charges; Equipotential surfaces, Electrical potential energy of a system of two point charges in an electrostatic field.

Conductors and insulators, Dielectrics and electric polarization, capacitor, combination of capacitors in series and in parallel, capacitance of a parallel plate capacitor with and without dielectric medium between the plates, Energy stored in a capacitor.

UNIT 12: CURRENT ELECTRICITY

Electric current, Drift velocity, Ohm's law, Electrical resistance, Resistances of different materials, V-I characteristics of Ohmic and nonohmic conductors, Electrical energy and power, Electrical resistivity, Colour code for resistors; Series and parallel combinations of resistors; Temperature dependence of resistance.

Electric Cell and its Internal resistance, potential difference and emf of a cell, combination of cells in series and in parallel. Kirchhoff's laws and their applications. Wheatstone bridge, Metre bridge. Potentiometer - principle and its applications.

UNIT 13: MAGNETIC EFFECTS OF CURRENT AND MAGNETISM

Biot - Savart law and its application to current carrying circular loop. Ampere's law and its applications to infinitely long current carrying straight wire and solenoid. Force on a moving charge in uniform magnetic and electric fields. Cyclotron.

Force on a current-carrying conductor in a uniform magnetic field. Force between two parallel current-carrying conductors-definition of ampere. Torque experienced by a current loop in uniform magnetic field; Moving coil galvanometer, its current sensitivity and conversion to ammeter and voltmeter.

Current loop as a magnetic dipole and its magnetic dipole moment. Bar magnet as an equivalent solenoid, magnetic field lines; Earth's magnetic field and magnetic elements. Para-, dia- and ferro- magnetic substances.



Magnetic susceptibility and permeability, Hysteresis, Electromagnets and permanent magnets.

UNIT 14: ELECTROMAGNETIC INDUCTION AND ALTERNATING CURRENTS

Electromagnetic induction; Faraday's law, induced emf and current; Lenz's Law, Eddy currents. Self and mutual inductance. Alternating currents, peak and rms value of alternating current/ voltage; reactance and impedance; LCR series circuit, resonance; Quality factor, power in AC circuits, wattless current. AC generator and transformer.

UNIT 15: ELECTROMAGNETIC WAVES

Electromagnetic waves and their characteristics. Transverse nature of electromagnetic waves.

Electromagnetic spectrum (radio waves, microwaves, infrared, visible, ultraviolet, Xrays, gamma rays). Applications of e.m. waves.

UNIT 16: OPTICS

Reflection and refraction of light at plane and spherical surfaces, mirror formula, Total internal reflection and its applications, Deviation and Dispersion of light by a prism, Lens Formula, Magnification, Power of a Lens, Combination of thin lenses in contact, Microscope and Astronomical Telescope (reflecting and refracting) and their magnifying powers.

Wave optics: wavefront and Huygens' principle, Laws of reflection and refraction using Huygen's principle. Interference, Young's double slit experiment and expression for fringe width, coherent sources and sustained interference of light. Diffraction due to a single slit, width of central maximum. Resolving power of microscopes and astronomical telescopes, Polarisation, plane polarized light; Brewster's law, uses of plane polarized light and Polaroids.

UNIT 17: DUAL NATURE OF MATTER AND RADIATION

Dual nature of radiation. Photoelectric effect, Hertz and Lenard's observations; Einstein's photoelectric equation; particle nature of light. Matter waves-wave nature of particle, de Broglie relation. Davisson-Germer experiment.

UNIT 18: ATOMS AND NUCLEI

Alpha-particle scattering experiment; Rutherford's model of atom; Bohr model, energy levels, hydrogen spectrum. Composition and size of nucleus, atomic masses, isotopes, isobars; isotones. Radioactivity-alpha, beta and gamma particles/rays and their properties; radioactive decay law. Mass-energy relation, mass defect; binding energy per nucleon and its variation with mass number, nuclear fission and fusion.

UNIT 19: ELECTRONIC DEVICES

Semiconductors; semiconductor diode: I-V characteristics in forward and reverse bias; diode as a rectifier; I-V characteristics of LED, photodiode, solar cell and Zener diode; Zener diode as a voltage regulator. Junction transistor, transistor action, characteristics of a transistor; transistor as an amplifier (common emitter configuration) and oscillator. Logic gates (OR, AND, NOT, NAND and NOR). Transistor as a switch.

UNIT 20: COMMUNICATION SYSTEMS

Propagation of electromagnetic waves in the atmosphere; Sky and space wave propagation, Need for modulation, Amplitude and Frequency Modulation, Bandwidth of signals, Bandwidth of Transmission medium, Basic Elements of a Communication System (Block Diagram only).

SECTION - B

UNIT 21: EXPERIMENTAL SKILLS

Familiarity with the basic approach and observations of the experiments and activities:

1. Vernier callipers-its use to measure internal and external diameter and depth of a vessel.
2. Screw gauge-its use to determine thickness/diameter of thin sheet/wire.
3. Simple Pendulum-dissipation of energy by plotting a graph between square of amplitude and time.
4. Metre Scale - mass of a given object by principle of moments.
5. Young's modulus of elasticity of the material of a metallic wire.
6. Surface tension of water by capillary rise and effect of detergents.
7. Co-efficient of Viscosity of a given viscous liquid by measuring terminal velocity of a given spherical body.
8. Plotting a cooling curve for the relationship between the temperature of a hot body and time.
9. Speed of sound in air at room temperature using a resonance tube.
10. Specific heat capacity of a given (i) solid and (ii) liquid by method of mixtures.
11. Resistivity of the material of a given wire using metre bridge.
12. Resistance of a given wire using Ohm's law.
13. Potentiometer -
 - (i) Comparison of emf of two primary cells.
 - (ii) Determination of internal resistance of a cell.



14. Resistance and figure of merit of a galvanometer by half deflection method.
15. Focal length of:
 - (i) Convex mirror
 - (ii) Concave mirror, and
 - (iii) Convex lens
 using parallax method.
16. Plot of angle of deviation vs angle of incidence for a triangular prism.
17. Refractive index of a glass slab using a travelling microscope.
18. Characteristic curves of a p-n junction diode in forward and reverse bias.
19. Characteristic curves of a Zener diode and finding reverse break down voltage.
20. Characteristic curves of a transistor and finding current gain and voltage gain.
21. Identification of Diode, LED, Transistor, IC, Resistor, Capacitor from mixed collection of such items.
22. Using multimeter to:
 - (i) Identify base of a transistor
 - (ii) Distinguish between npn and pnp type transistor
 - (iii) See the unidirectional flow of current in case of a diode and an LED.
 - (iv) Check the correctness or otherwise of a given electronic component (diode, transistor or IC).

CHEMISTRY

SECTION: A

PHYSICAL CHEMISTRY

UNIT 1: SOME BASIC CONCEPTS IN CHEMISTRY

Matter and its nature, Dalton's atomic theory; Concept of atom, molecule, element and compound; Physical quantities and their measurements in Chemistry, precision and accuracy, significant figures, S.I. Units, dimensional analysis; Laws of chemical combination; Atomic and molecular masses, mole concept, molar mass, percentage composition, empirical and molecular formulae; Chemical equations and stoichiometry.

UNIT 2: STATES OF MATTER

Classification of matter into solid, liquid and gaseous states.

Gaseous State:

Measurable properties of gases; Gas laws - Boyle's law, Charles's law, Graham's law of diffusion, Avogadro's law, Dalton's law of partial pressure; Concept of

Absolute scale of temperature; Ideal gas equation; Kinetic theory of gases (only postulates); Concept of average, root mean square and most probable velocities; Real gases, deviation from Ideal behaviour, compressibility factor and van der Waals equation.

Liquid State:

Properties of liquids - vapour pressure, viscosity and surface tension and effect of temperature on them (qualitative treatment only).

Solid State:

Classification of solids: molecular, ionic, covalent and metallic solids, amorphous and crystalline solids (elementary idea); Bragg's Law and its applications; Unit cell and lattices, packing in solids (fcc, bcc and hcp lattices), voids, calculations involving unit cell parameters, imperfection in solids; Electrical and magnetic properties.

UNIT 3: ATOMIC STRUCTURE

Thomson and Rutherford atomic models and their limitations; Nature of electromagnetic radiation, photoelectric effect; Spectrum of hydrogen atom, Bohr model of hydrogen atom - its postulates, derivation of the relations for energy of the electron and radii of the different orbits, limitations of Bohr's model; Dual nature of matter, de-Broglie's relationship, Heisenberg uncertainty principle. Elementary ideas of quantum mechanics, quantum mechanical model of atom, its important features. Concept of atomic orbitals as one electron wave functions; Variation of ψ and ψ^2 with r for 1s and 2s orbitals; various quantum numbers (principal, angular momentum and magnetic quantum numbers) and their significance; shapes of s, p and d - orbitals, electron spin and spin quantum number; Rules for filling electrons in orbitals - aufbau principle, Pauli's exclusion principle and Hund's rule, electronic configuration of elements, extra stability of half-filled and completely filled orbitals.

UNIT 4: CHEMICAL BONDING AND MOLECULAR STRUCTURE

Kossel - Lewis approach to chemical bond formation, concept of ionic and covalent bonds.

Ionic Bonding: Formation of ionic bonds, factors affecting the formation of ionic bonds; calculation of lattice enthalpy.

Covalent Bonding: Concept of electronegativity, Fajan's rule, dipole moment; Valence Shell Electron Pair Repulsion (VSEPR) theory and shapes of simple molecules.

Quantum mechanical approach to covalent bonding: Valence bond theory - Its important features, concept



of hybridization involving s, p and d orbitals; Resonance.

Molecular Orbital Theory - Its important features, LCAOs, types of molecular orbitals (bonding, antibonding), sigma and pi-bonds, molecular orbital electronic configurations of homonuclear diatomic molecules, concept of bond order, bond length and bond energy.

Elementary idea of metallic bonding. Hydrogen bonding and its applications.

UNIT 5: CHEMICAL THERMODYNAMICS

Fundamentals of thermodynamics: System and surroundings, extensive and intensive properties, state functions, types of processes.

First law of thermodynamics - Concept of work, heat internal energy and enthalpy, heat capacity, molar heat capacity; Hess's law of constant heat summation; Enthalpies of bond dissociation, combustion, formation, atomization, sublimation, phase transition, hydration, ionization and solution.

Second law of thermodynamics; Spontaneity of processes; ΔS of the universe and ΔG of the system as criteria for spontaneity, ΔG° (Standard Gibbs energy change) and equilibrium constant.

UNIT 6: SOLUTIONS

Different methods for expressing concentration of solution - molality, molarity, mole fraction, percentage (by volume and mass both), vapour pressure of solutions and Raoult's Law - Ideal and non-ideal solutions, vapour pressure - composition, plots for ideal and non-ideal solutions; Colligative properties of dilute solutions - relative lowering of vapour pressure, depression of freezing point, elevation of boiling point and osmotic pressure; Determination of molecular mass using colligative properties; Abnormal value of molar mass, van't Hoff factor and its significance.

UNIT 7: EQUILIBRIUM

Meaning of equilibrium, concept of dynamic equilibrium.

Equilibria involving physical processes: Solid-liquid, liquid - gas and solid - gas equilibria, Henry's law, general characteristics of equilibrium involving physical processes.

Equilibria involving chemical processes: Law of chemical equilibrium, equilibrium constants (K_p and K_c) and their significance, significance of ΔG and ΔG° in chemical equilibria, factors affecting equilibrium concentration, pressure, temperature, effect of catalyst; Le Chatelier's principle.

Ionic equilibrium: Weak and strong electrolytes, ionization of electrolytes, various concepts of acids and bases (Arrhenius, Brønsted - Lowry and Lewis) and their ionization, acid - base equilibria (including multistage ionization) and ionization constants, ionization of water, pH scale, common ion effect, hydrolysis of salts and pH of their solutions, solubility of sparingly soluble salts and solubility products, buffer solutions.

UNIT 8: REDOX REACTIONS AND ELECTROCHEMISTRY

Electronic concepts of oxidation and reduction, redox reactions, oxidation number, rules for assigning oxidation number, balancing of redox reactions.

Electrolytic and metallic conduction, conductance in electrolytic solutions, molar conductivities and their variation with concentration: Kohlrausch's law and its applications.

Electrochemical cells - Electrolytic and Galvanic cells, different types of electrodes, electrode potentials including standard electrode potential, half - cell and cell reactions, emf of a Galvanic cell and its measurement; Nernst equation and its applications; Relationship between cell potential and Gibbs' energy change; Dry cell and lead accumulator; Fuel cells.

UNIT 9: CHEMICAL KINETICS

Rate of a chemical reaction, factors affecting the rate of reactions: concentration, temperature, pressure and catalyst; elementary and complex reactions, order and molecularity of reactions, rate law, rate constant and its units, differential and integral forms of zero and first order reactions, their characteristics and half - lives, effect of temperature on rate of reactions - Arrhenius theory, activation energy and its calculation, collision theory of bimolecular gaseous reactions (no derivation).

UNIT-10: SURFACE CHEMISTRY

Adsorption- Physisorption and chemisorption and their characteristics, factors affecting adsorption of gases on solids - Freundlich and Langmuir adsorption isotherms, adsorption from solutions.

Catalysis - Homogeneous and heterogeneous, activity and selectivity of solid catalysts, enzyme catalysis and its mechanism.

Colloidal state- distinction among true solutions, colloids and suspensions, classification of colloids - lyophilic, lyophobic; multimolecular, macromolecular and associated colloids (micelles), preparation and properties of colloids - Tyndall effect, Brownian movement, electrophoresis, dialysis, coagulation and flocculation; Emulsions and their characteristics.



SECTION - B

INORGANIC CHEMISTRY

UNIT 11: CLASSIFICATION OF ELEMENTS AND PERIODICITY IN PROPERTIES

Modern periodic law and present form of the periodic table, s, p, d and f block elements, periodic trends in properties of elements atomic and ionic radii, ionization enthalpy, electron gain enthalpy, valence, oxidation states and chemical reactivity.

UNIT 12: GENERAL PRINCIPLES AND PROCESSES OF ISOLATION OF METALS

Modes of occurrence of elements in nature, minerals, ores; Steps involved in the extraction of metals - concentration, reduction (chemical and electrolytic methods) and refining with special reference to the extraction of Al, Cu, Zn and Fe; Thermodynamic and electrochemical principles involved in the extraction of metals.

UNIT 13: HYDROGEN

Position of hydrogen in periodic table, isotopes, preparation, properties and uses of hydrogen; Physical and chemical properties of water and heavy water; Structure, preparation, reactions and uses of hydrogen peroxide; Classification of hydrides - ionic, covalent and interstitial; Hydrogen as a fuel.

UNIT 14: S - BLOCK ELEMENTS (ALKALI AND ALKALINE EARTH METALS)

Group - 1 and 2 Elements

General introduction, electronic configuration and general trends in physical and chemical properties of elements, anomalous properties of the first element of each group, diagonal relationships.

Preparation and properties of some important compounds - sodium carbonate and sodium hydroxide and sodium hydrogen carbonate; Industrial uses of lime, limestone, Plaster of Paris and cement; Biological significance of Na, K, Mg and Ca.

UNIT 15: P - BLOCK ELEMENTS

Group - 13 to Group 18 Elements

General Introduction: Electronic configuration and general trends in physical and chemical properties of elements across the periods and down the groups; unique behaviour of the first element in each group.

Groupwise study of the p - block elements

Group - 13

Preparation, properties and uses of boron and aluminium; Structure, properties and uses of borax, boric acid, diborane, boron trifluoride, aluminium chloride and alums.

Group - 14

Tendency for catenation; Structure, properties and uses of Allotropes and oxides of carbon, silicon tetrachloride, silicates, zeolites and silicones.

Group - 15

Properties and uses of nitrogen and phosphorus; Allotropic forms of phosphorus; Preparation, properties, structure and uses of ammonia, nitric acid, phosphine and phosphorus halides, (PCl_3 , PCl_5); Structures of oxides and oxoacids of nitrogen and phosphorus.

Group - 16

Preparation, properties, structures and uses of ozone; Allotropic forms of sulphur; Preparation, properties, structures and uses of sulphuric acid (including its industrial preparation); Structures of oxoacids of sulphur.

Group - 17

Preparation, properties and uses of hydrochloric acid; Trends in the acidic nature of hydrogen halides; Structures of Interhalogen compounds and oxides and oxoacids of halogens.

Group - 18

Occurrence and uses of noble gases; Structures of fluorides and oxides of xenon.

UNIT 16: d- and f- BLOCK ELEMENTS

Transition Elements

General introduction, electronic configuration, occurrence and characteristics, general trends in properties of the first row transition elements - physical properties, ionization enthalpy, oxidation states, atomic radii, colour, catalytic behaviour, magnetic properties, complex formation, interstitial compounds, alloy formation; Preparation, properties and uses of $\text{K}_2\text{Cr}_2\text{O}_7$ and KMnO_4 .

Inner Transition Elements

Lanthanoids - Electronic configuration, oxidation states and lanthanoid contraction.

Actinoids - Electronic configuration and oxidation states.

UNIT 17: CO-ORDINATION COMPOUNDS

Introduction to co-ordination compounds, Werner's theory; ligands, co-ordination number, denticity, chelation; IUPAC nomenclature of mononuclear co-ordination compounds, isomerism; Bonding-Valence bond approach and basic ideas of Crystal field theory, colour and magnetic properties; Importance of co-ordination compounds (in qualitative analysis, extraction of metals and in biological systems).

**UNIT 18: ENVIRONMENTAL CHEMISTRY**

Environmental pollution - Atmospheric, water and soil.

Atmospheric pollution - Tropospheric and Stratospheric

Tropospheric pollutants - Gaseous pollutants: Oxides of carbon, nitrogen and sulphur, hydrocarbons; their sources, harmful effects and prevention; Green house effect and Global warming; Acid rain;

Particulate pollutants: Smoke, dust, smog, fumes, mist; their sources, harmful effects and prevention.

Stratospheric pollution- Formation and breakdown of ozone, depletion of ozone layer - its mechanism and effects.

Water Pollution - Major pollutants such as, pathogens, organic wastes and chemical pollutants; their harmful effects and prevention.

Soil pollution - Major pollutants such as: Pesticides (insecticides, herbicides and fungicides), their harmful effects and prevention.

Strategies to control environmental pollution.

SECTION-C**ORGANIC CHEMISTRY****UNIT 19: PURIFICATION AND CHARACTERISATION OF ORGANIC COMPOUNDS**

Purification - Crystallization, sublimation, distillation, differential extraction and chromatography - principles and their applications.

Qualitative analysis - Detection of nitrogen, sulphur, phosphorus and halogens.

Quantitative analysis (basic principles only) - Estimation of carbon, hydrogen, nitrogen, halogens, sulphur, phosphorus.

Calculations of empirical formulae and molecular formulae; Numerical problems in organic quantitative analysis.

UNIT 20: SOME BASIC PRINCIPLES OF ORGANIC CHEMISTRY

Tetravalency of carbon; Shapes of simple molecules - hybridization (s and p); Classification of organic compounds based on functional groups; and those containing halogens, oxygen, nitrogen and sulphur; Homologous series; Isomerism - structural and stereoisomerism.

Nomenclature (Trivial and IUPAC)

Covalent bond fission - Homolytic and heterolytic: free radicals, carbocations and carbanions; stability of carbocations and free radicals, electrophiles and nucleophiles.

Electronic displacement in a covalent bond

- Inductive effect, electromeric effect, resonance and hyperconjugation.

Common types of organic reactions- Substitution, addition, elimination and rearrangement.

UNIT 21: HYDROCARBONS

Classification, isomerism, IUPAC nomenclature, general methods of preparation, properties and reactions.

Alkanes - Conformations: Sawhorse and Newman projections (of ethane); Mechanism of halogenation of alkanes.

Alkenes - Geometrical isomerism; Mechanism of electrophilic addition: addition of hydrogen, halogens, water, hydrogen halides (Markownikoff's and peroxide effect); Ozonolysis and polymerization.

Alkynes - Acidic character; Addition of hydrogen, halogens, water and hydrogen halides; Polymerization.

Aromatic hydrocarbons - Nomenclature, benzene - structure and aromaticity; Mechanism of electrophilic substitution: halogenation, nitration, Friedel - Craft's alkylation and acylation, directive influence of functional group in mono-substituted benzene.

UNIT 22: ORGANIC COMPOUNDS CONTAINING HALOGENS

General methods of preparation, properties and reactions; Nature of C-X bond; Mechanisms of substitution reactions.

Uses; Environmental effects of chloroform, iodoform freons and DDT.

UNIT 23: ORGANIC COMPOUNDS CONTAINING OXYGEN

General methods of preparation, properties, reactions and uses.

ALCOHOLS, PHENOLS AND ETHERS

Alcohols: Identification of primary, secondary and tertiary alcohols; mechanism of dehydration.

Phenols: Acidic nature, electrophilic substitution reactions: halogenation, nitration and sulphonation, Reimer - Tiemann reaction.

Ethers: Structure.

Aldehyde and Ketones: Nature of carbonyl group; Nucleophilic addition to $>C=O$ group, relative reactivities of aldehydes and ketones; Important reactions such as - Nucleophilic addition reactions (addition of HCN, NH_3 and its derivatives), Grignard reagent; oxidation; reduction (Wolff Kishner and Clemmensen); acidity of α -hydrogen, aldol condensation, Cannizzaro reaction, Haloform reaction;



Chemical tests to distinguish between aldehydes and Ketones.

CARBOXYLIC ACIDS

Acidic strength and factors affecting it.

UNIT 24: ORGANIC COMPOUNDS CONTAINING NITROGEN

General methods of preparation, properties, reactions and uses.

Amines: Nomenclature, classification, structure, basic character and identification of primary, secondary and tertiary amines and their basic character.

Diazonium Salts: Importance in synthetic organic chemistry.

UNIT 25: POLYMERS

General introduction and classification of polymers, general methods of polymerization-addition and condensation, copolymerization;

Natural and synthetic rubber and vulcanization; some important polymers with emphasis on their monomers and uses - polythene, nylon, polyester and bakelite.

UNIT 26: BIOMOLECULES

General introduction and importance of biomolecules.

CARBOHYDRATES - Classification: aldoses and ketoses; monosaccharides (glucose and fructose) and constituent monosaccharides of oligosaccharides (sucrose, lactose and maltose).

PROTEINS - Elementary Idea of α -amino acids, peptide bond, polypeptides; Proteins: primary, secondary, tertiary and quaternary structure (qualitative idea only), denaturation of proteins, enzymes.

VITAMINS - Classification and functions.

NUCLEIC ACIDS - Chemical constitution of DNA and RNA.

Biological functions of nucleic acids.

UNIT 27: CHEMISTRY IN EVERYDAY LIFE

Chemicals in medicines - Analgesics, tranquilizers, antiseptics, disinfectants, antimicrobials, antifertility drugs, antibiotics, antacids, antihistamins - their meaning and common examples.

Chemicals in food - Preservatives, artificial sweetening agents - common examples.

Cleansing agents - Soaps and detergents, cleansing action.

UNIT 28: PRINCIPLES RELATED TO PRACTICAL CHEMISTRY

- Detection of extra elements (N, S, halogens) in organic compounds; Detection of the following

functional groups: hydroxyl (alcoholic and phenolic), carbonyl (aldehyde and ketone), carboxyl and amino groups in organic compounds.

- Chemistry involved in the preparation of the following:

Inorganic compounds: Mohr's salt, potash alum.

Organic compounds: Acetanilide, p-nitroacetanilide, aniline yellow, iodoform.

- Chemistry involved in the titrimetric exercises - Acids bases and the use of indicators, oxalic-acid vs KMnO_4 , Mohr's salt vs KMnO_4 .

- Chemical principles involved in the qualitative salt analysis:

Cations - Pb^{2+} , Cu^{2+} , Al^{3+} , Fe^{3+} , Zn^{2+} , Ni^{2+} , Ca^{2+} , Ba^{2+} , Mg^{2+} , NH_4^+ .

Anions- CO_3^{2-} , S^{2-} , SO_4^{2-} , NO_3^- , NO_2^- , Cl^- , Br^- , I^- . (Insoluble salts excluded).

- Chemical principles involved in the following experiments:

- Enthalpy of solution of CuSO_4
- Enthalpy of neutralization of strong acid and strong base.
- Preparation of lyophilic and lyophobic sols.
- Kinetic study of reaction of iodide ion with hydrogen peroxide at room temperature.

(b) Syllabus for Paper-2 (B. Arch/ B.Planning) – Aptitude Test

SYLLABUS FOR APPTITUDE TEST B.ARCH/B.PLANNING

Part-I Awareness of persons, places, Buildings, Materials.) Objects, Texture related to Architecture and build-environment. Visualising three dimensional objects from two dimensional drawings. Visualising, different sides of three dimensional objects. Analytical Reasoning Mental Ability (Visual, Numerical and Verbal).

Part-II Three dimensional - perception: Understanding and appreciation of scale and proportion of objects, building forms and elements, colour texture, harmony and contrast. Design and drawing of geometrical or abstract shapes and patterns in pencil. Transformation of forms both 2 D and 3 D union, subtraction, rotation, development of surfaces and volumes, Generation of Plan, elevations and 3 D views of objects. Creating two dimensional and three dimensional compositions using given shapes and forms.

Sketching of scenes and activities from memory of urban landscape (public space, market, festivals, street scenes, monuments, recreational spaces etc.), landscape (river fronts, jungles, gardens, trees, plants etc.) and rural life.

Note: Candidates are advised to bring pencils, own geometry box set, erasers and colour pencils and crayons for the Aptitude Test.

**Tentative List of Examination cities for JEE (Main) – 2019**

JEE (Main)-2019 will be conducted in the following mode and cities:

- Paper-1 (B.E. /B. Tech.) in “Computer Based Test (CBT)” mode only.
- Paper-2 (B. Arch/ B.Planning): Mathematics- Part I and Aptitude Test-Part II in “Computer Based Test (CBT)” mode only and Drawing Test –Part III in “Pen & Paper Based” (offline) mode to be attempted on drawing sheet.

Note: The candidates may note that

- Those appearing in both the papers i.e. Paper-1 and Paper-2, the Date, Centre and Shift may be different for Paper-1 and Paper-2.
- The exact City, Date, Shift and Paper (Paper-1 or Paper-2) of Examination shall be indicated on the Admit Card. Admit Card must be printed from NTA's website.
- Examination will be held at the following cities, provided there are sufficient numbers of candidates in the city.

State wise list of Cities in India for Paper-1 and Paper-2

STATE	CITY	CODE
ARUNACHAL PRADESH	ITANAGAR	AL01
	NAHARLAGUN	AL02
ASSAM	DIBRUGARH	AM01
	GUWAHATI	AM02
	JORHAT	AM03
	SILCHAR (ASSAM)	AM04
	TEZPUR	AM05
ANDAMAN & NICOBAR	PORT BLAIR	AN01
ANDHRA PRADESH	ANANTAPUR	AP01
	BAPATLA	AP02
	BHEEMAVARAM	AP03
	CHIRALA	AP04
	CHITTOOR	AP05
	ELURU	AP06
	GUNTUR	AP07
	KADAPA	AP08
	KAKINADA	AP09
	KURNOOL	AP10
	NELLORE	AP11
	ONGOLE	AP12
	RAJAHMUNDRY	AP13
	SRIKAKULAM	AP14
	TADEPALLIGUDEM	AP15
	TIRUPATI	AP16

	VIJAYAWADA	AP17
	VISAKHAPATNAM	AP18
	VIZIANAGARAM	AP19
BIHAR	AURANGABAD (BIHAR)	BR01
	BHAGALPUR	BR02
	BIHARSHARIF	BR03
	DARBHANGA	BR04
	GAYA	BR05
	MUZAFFARPUR	BR06
	PATNA	BR07
	PURNEA	BR08
CHHATTISGARH	BHILAI/DURG	CG01
	BILASPUR	CG02
	RAIPUR	CG03
CHANDIGARH (UT)	CHANDIGARH	CH01
DAMAN & DIU (UT)	DAMAN & DIU	DD01
DELHI/NEW DELHI	DELHI	DL01
DADRA & NAGAR HAVE	DADRA NAGAR HAVELI	DN01
GUJARAT	AHMEDABAD	GJ01
	ANAND	GJ02
	BHAVNAGAR	GJ03
	GANDHINAGAR	GJ04
	GODHRA	GJ05
	JAMNAGAR	GJ06



	JUNAGARH	GJ07
	MEHSANA	GJ08
	PATAN	GJ09
	RAJKOT	GJ10
	SURAT	GJ11
	VADODARA	GJ12
	VALSAD	GJ13
GOA	PANAJI/MADGAON	GO01
HIMACHAL PRADESH	BILASPUR (HP)	HP01
	DHARAMSHALA	HP02
	HAMIRPUR (HP)	HP03
	KANGRA	HP04
	PALAMPUR	HP05
	SHIMLA	HP06
	SOLAN	HP07
HARYANA	AMBALA	HR01
	BAHADURGARH	HR02
	FARIDABAD	HR03
	GURGAON	HR04
	HISAR	HR05
	KARNAL	HR06
	KURUKSHETRA	HR07
	PANIPAT	HR08
	SONEPAT/MURTHAL	HR09
JHARKHAND	BOKARO	JH01
	DHANBAD	JH02
	JAMSHEDPUR	JH03
	RANCHI	JH04
JAMMU & KASHMIR	BARAMULLA	JK01
	JAMMU	JK02
	SAMBA	JK03
	SRINAGAR	JK04
KARNATAKA	BAGALKOT	KK01
	BELGAUM	KK02
	BELLARY	KK03
	BENGALURU	KK04
	BIDAR	KK05
	DEVANAGERE	KK06
	DHARWAD	KK07
	GULBARGA	KK08
	HASSAN	KK09

	HUBLI	KK10
	KOLAR	KK11
	MANGALORE	KK12
	MANIPAL	KK13
	MYSORE	KK14
	SHIVAMOGGA (SHIMOGA)	KK15
	TUMKUR	KK16
	UDUPI	KK17
KERALA	ALAPPUZHA	KL01
	ANGAMALY	KL02
	CHENGANUR	KL03
	ERNAKULAM	KL04
	IDUKKI	KL05
	KANJIRAPPALLY	KL06
	KANNUR	KL07
	KASARAGOD	KL08
	KOLLAM	KL09
	KOTHAMANGALAM	KL10
	KOTTAYAM	KL11
	KOZHICODE	KL12
	MALAPURAM	KL13
	MOOVATTUPUZHA	KL14
	PALAKKAD	KL15
	PATHANAMATHITHA	KL16
	THIRUVANANTHAPURAM	KL17
	THRISSUR	KL18
LAKSHADWEEP (UT)	KAVARRATI	LD01
MEGHALAYA	SHILLONG	MG01
MANIPUR	IMPHAL	MN01
MADHYA PRADESH	BALAGHAT	MP01
	BETUL	MP02
	BHOPAL	MP03
	CHHATARPUR	MP04
	CHHINDWARA	MP05
	GWALIOR	MP06
	INDORE	MP07
	JABALPUR	MP08
	KHARGAON	MP09
	MANDSUR	MP10
	REWA	MP11



	SAGAR	MP12
	SATNA	MP13
	SHAHDOL	MP14
	UJJAIN	MP15
	VIDISHA	MP16
MAHARASHTRA	AHMEDNAGAR	MR01
	AKOLA	MR02
	AMRAVATI	MR03
	AURANGABAD (MR)	MR04
	BEED	MR05
	BHANDARA	MR06
	BHUSAWAL	MR07
	BULDANA	MR08
	CHANDRAPUR	MR09
	DHULE	MR10
	GADCHIROLI	MR11
	GONDIA	MR12
	JALGAON	MR13
	KOLHAPUR	MR14
	LATUR	MR15
	MUMBAI/MUMBAI SUBURBAN	MR16
	NAGPUR	MR17
	NANDED	MR18
	NASIK	MR19
	NAVI MUMBAI	MR20
	PARBHANI	MR21
	PUNE	MR22
	RAIGAD	MR23
	RATNAGIRI	MR24
	SANGALI	MR25
	SATARA	MR26
	SOLAPUR	MR27
	THANE	MR28
	WARDHA	MR29
	WASHIM	MR30
	YAVATMAL	MR31
MIZORAM	AIZWAL	MZ01
NAGALAND	DIMAPUR	NL01
	KOHIMA	NL02

ODISHA	ANGUL	OR01
	BALASORE	OR02
	BERHAMPUR	OR03
	BHUBANESWAR	OR04
	CUTTACK	OR05
	DHENKANAL	OR06
	JEYPORE	OR07
	ROURKELA	OR08
	SAMBALPUR	OR09
PUNJAB	AMRITSAR	PB01
	BATHINDA	PB02
	FATHEGARH SAHIB	PB03
	JALANDHAR	PB04
	LUDHIANA	PB05
	MOHALI	PB06
	PATHANKOT	PB07
	PATIALA	PB08
	PHAGWARA	PB09
	ROPAR	PB10
	SANGRUR	PB11
PUDUCHERRY (UT)	PUDUCHERRY	PO01
RAJASTHAN	AJMER	RJ01
	ALWAR	RJ02
	BHARATPUR	RJ03
	BHILWARA	RJ04
	BIKANER	RJ05
	JAIPUR	RJ06
	JODHPUR	RJ07
	KOTA	RJ08
	SIKAR	RJ09
	SRIGANGANAGAR	RJ10
	UDAIPUR	RJ11
SIKKIM	GANGTOK	SM01
TRIPURA	AGARTALA	TA01
TELANGANA	HYDERABAD	TL01
	KARIMNAGAR	TL02
	KHAMMAM	TL03
	MAHABUBNAGAR	TL04
	NALGONDA	TL05
	RANGA REDDY	TL06
	WARANGAL	TL07



TAMIL NADU	CHENNAI	TN01		GHAZIABAD	UP07	
	COIMBATORE	TN02		GORAKHPUR	UP08	
	CUDDALORE	TN03		GREATER NOIDA/NOIDA	UP09	
	DINDIGUL	TN04		JHANSI	UP10	
	KANCHIPURAM	TN05		KANPUR	UP11	
	KANYAKUMARI	TN06		LUCKNOW	UP12	
	KARUR	TN07		MATHURA	UP13	
	MADURAI	TN08		MEERUT	UP14	
	NAGARCOIL	TN09		MORADABAD	UP15	
	NAMAKKAL	TN10		MUZAFFARNAGAR	UP16	
	SALEM	TN11		SITAPUR	UP17	
	TANJORE	TN12		VARANASI	UP18	
	THOOTHUKUDI	TN13		WEST BENGAL	ASANSOL	WB01
	TIRUCHIRAPPALLI	TN14			BARDHMAN	WB02
	TIRUNELVELI	TN15			DARJEELING	WB03
	TIRUVALLUR	TN16			DURGAPUR	WB04
	TIRUVANNAMALAI	TN17			HALDIA	WB05
	VELLORE	TN18			HOOGHLY	WB06
	VILLIPURAM	TN19	HOWRAH		WB07	
	VIRUDHUNAGAR	TN20	KALYANI		WB08	
UTTARAKHAND	DEHRADUN	UK01	KHARAGPUR		WB09	
	HALDWANI	UK02	KOLKATA		WB10	
	HARIDWAR	UK03	SILIGURI		WB11	
	NAINITAL	UK04	OUT SIDE INDIA	BAHRAIN	ZZ01	
	PANTNAGAR	UK05		COLOMBO	ZZ02	
	ROORKEE	UK06		DOHA	ZZ03	
UTTAR PRADESH	AGRA	UP01		DUBAI	ZZ04	
	ALIGARH	UP02		KATHMANDU	ZZ05	
	ALLAHABAD	UP03		MUSCAT	ZZ06	
	BAREILLY	UP04	RIYADH	ZZ07		
	BULANDSHAR	UP05	SHARJAH	ZZ08		
	FAIZABAD	UP06	SINGAPORE	ZZ09		



List of Qualifying Examinations

- I. The final examination of the 10+2 system, conducted by any recognized Central/State Board, such as Central Board of Secondary Education, New Delhi; Council for the Indian School Certificate Examinations, New Delhi; etc.
- II. Intermediate or two-year Pre-University examination conducted by a recognized Board/University.
- III. Final examination of the two-year course of the Joint Services Wing of the National Defence Academy
- IV. Senior Secondary School Examination conducted by the National Institute of Open Schooling with a minimum of five subjects.
- V. Any Public School/ Board/ University examination in India or in any foreign country recognized as equivalent to the 10+2 system by the Association of Indian Universities (AIU).
- VI. H.S.C. vocational examination. **[Only for Admission to IITs]**
- VII. A Diploma recognized by AICTE or a State Board of Technical Education of at least 3 year duration. **[Only for Admission to IITs]**
- VIII. General Certificate Education (GCE) examination (London/Cambridge/Sri Lanka) at the Advanced (A) level. **[Only for Admission to IITs]**
- IX. High School Certificate Examination of the Cambridge University or International Baccalaureate Diploma of the International Baccalaureate Office, Geneva. **[Only for Admission to IITs]**
- X. In case the relevant QE is not a public examination, the candidate must have passed at least one public (Board or Pre-University) examination at an earlier level. **[Only for Admission to IITs]**


Appendix-4

State Code of Eligibility

State Code of eligibility means the Code of the State from where the candidate has passed Class 12th /Equivalent qualifying examination by virtue of which he/she becomes eligible to appear in the JEE (Main) for admission to B.E/B. Tech. and B. Arch./B. Planning Courses of the institutions/Colleges of the States/UT.

Note: If a candidate has passed Class 12th / Equivalent qualifying examination from one State but appeared for improvement from another State, his/her State code of eligibility will be from where he/she has originally passed Class 12th / Equivalent qualifying examination and not the State from where he/she has appeared for improvement.

Indian nationals passing the equivalent qualifying examination from an institution abroad, the State of Eligibility will be determined on the basis of permanent address in India as given in the Passport of the candidate.

Candidate passed/appearing class 12th from NIOS should select the State of Eligibility according to the State in which the study centre is located. The State of Eligibility is not applicable for the candidates belonging to Nepal /Bhutan/Foreign/OCI/PIO.

The following are the List of States/ Union Territories and their Codes for State Codes of Eligibility:

Name of State (In Alphabetical order)	Code
ANDHRA PRADESH	AP
ARUNACHAL PRADESH	AL
ASSAM	AM
BIHAR	BR
CHHATTISGARH	CG
DELHI/NEW DELHI	DL
GOA	GO
GUJARAT	GJ
HARYANA	HR
HIMACHAL PRADESH	HP
JAMMU & KASHMIR	JK
JHARKHAND	JH
KARNATAKA	KK
KERALA	KL
MADHYA PRADESH	MP
MAHARASHTRA	MR
MANIPUR	MN
MEGHALAYA	MG
MIZORAM	MZ

NAGALAND	NL
ODISHA	OR
PUNJAB	PB
RAJASTHAN	RJ
SIKKIM	SM
TAMIL NADU	TN
TELANGANA	TL
TRIPURA	TA
UTTAR PRADESH	UP
UTTARAKHAND	UK
WEST BENGAL	WB
Name of Union Territory (In Alphabetical order)	
ANDAMAN & NICOBAR ISLANDS (UT)	AN
CHANDIGARH (UT)	CH
DADRA & NAGAR HAVELI (UT)	DN
DAMAN & DIU (UT)	DD
LAKSHADWEEP (UT)	LD
PUDUCHERRY (UT)	PO
Foreign	
Foreign/OCI/PIO/Nepal/Bhutan	ZZ



Tentative list of Participating Institutions in Centralised Seat Allocation Process

(a) National Institutes of Technology (NITs):

1. National Institute of Technology, Agartala (Tripura)
2. Motilal Nehru National Institute of Technology, Allahabad (U.P.)
3. National Institute of Technology, Arunachal Pradesh.
4. Maulana Azad National Institute of Technology, Bhopal (MP)
5. National Institute of Technology, Calicut (Kerala)
6. National Institute of Technology, Delhi
7. National Institute of Technology, Durgapur (West Bengal)
8. National Institute of Technology, Goa
9. National Institute of Technology, Hamirpur (Himachal Pradesh)
10. Malviya National Institute of Technology, Jaipur (Rajasthan)
11. Dr. B R Ambedkar National Institute of Technology, Jalandhar (Punjab)
12. National Institute of Technology, Jamshedpur (Jharkhand)
13. National Institute of Technology, Kurukshetra (Haryana)
14. National Institute of Technology, Manipur
15. National Institute of Technology, Meghalaya
16. National Institute of Technology, Mizoram
17. National Institute of Technology, Nagaland
18. Visvesvaraya National Institute of Technology, Nagpur (Maharashtra)
19. National Institute of Technology, Patna (Bihar)
20. National Institute of Technology, Puducherry
21. National Institute of Technology, Raipur (Chhattisgarh)
22. National Institute of Technology, Rourkela (Odisha)
23. National Institute of Technology, Sikkim
24. National Institute of Technology, Silchar (Assam)
25. National Institute of Technology, Hazartbal, Srinagar (J & K)
26. Sardar Vallabhbhai National Institute of Technology, Surat (Gujarat)
27. National Institute of Technology, Surathkal, Mangalore (Karnataka)
28. National Institute of Technology, Tiruchirapalli (Tamil Nadu)
29. National Institute of Technology, Uttrakhand



30. National Institute of Technology, Warangal
31. National Institute of Technology, Andhra Pradesh, Vatluru, Eluru - 534007

(b) Indian Institutes of Information Technology (IIITs, IIITM & IIITDM):

1. Atal Bihari Vajpayee Indian Institute of Information Technology & Management, Gwalior (M.P.)
2. Indian Institute of Information Technology, Design & Manufacturing, Kanchipuram, Chennai (Tamil Nadu)
3. Indian Institute of Information Technology, Jhalwa, Allahabad (UP)
4. Pandit Dwarka Prasad Mishra Indian Institute of Information Technology, Design & Manufacturing, Jabalpur, MP
5. Indian Institute of Information Technology, Guwahati (Assam)
6. Indian Institute of Information Technology, Kota (Rajasthan)
7. Indian Institute of Information Technology, Sri City, Chittoor (A. P.)
8. Indian Institute of Information Technology, Vadodara (Gujarat)
9. Indian Institute of Information Technology Manipur Mantripukhri, Imphal 795001
10. Indian Institute of Information Technology Srirangam, Tiruchirappalli
11. Indian Institute of Information Technology Lucknow
12. Indian Institute of Information Technology (IIIT) Dharwad
13. Indian Institute of Information Technology (IIIT) Kurnool
14. Indian Institute of Information Technology (IIIT) Kottayam
15. Indian Institute of Information Technology (IIIT) Kalyani, West Bengal
16. Indian Institute of Information Technology (IIIT) Kilohrad, Sonapat, Haryana
17. Indian Institute of Information Technology (IIIT) Una, Himachal Pradesh
18. Indian Institute of Information Technology (IIIT) Ranchi, Jharkhand
19. Indian Institute of Information Technology (IIIT) Nagpur, Maharashtra
20. Indian Institute of Information Technology (IIIT) Pune , Maharashtra
21. Indian Institute of Information Technology Bhagalpur
22. Indian Institute of Information Technology Bhopal
23. Indian Institute of Information Technology Surat

(c) Other Central Government/State Government Funded Institutions:

1. Assam University, Silchar (Assam)
2. Birla Institute of Technology, Mesra, Ranchi (Jharkhand)
3. Gurukul Kangri Vishwavidyalaya, Haridwar (Uttarakhand)
4. Indian Institute of Carpet Technology, Bhadohi (U.P.)
5. Institute of Infrastructure, Technology, Research & Management, Ahmadabad
6. Institute of Technology, Guru Ghasidas Vishwavidyalaya, Bilaspur (C.G.)



7. J.K. Institute of Applied Physics & Technology, University of Allahabad, Allahabad- 211002 (U.P.)
8. Mizoram University, Aizwal-796009
9. National Institute of Foundry & Forge Technology, P.O. Hatia, Ranchi (Jharkhand).
10. School of Planning and Architecture, Bhopal (Madhya Pradesh)
11. School of Planning and Architecture, I.P. Estate, New Delhi (SPA, Delhi).
12. School of Planning and Architecture, Vijayawada (Andhra Pradesh)
13. Shri Mata Vaishno Devi University, Katra-182320 (J & K)
14. Tezpur University, NAPAAM, Tezpur (Assam)
15. Indian Institute of Engineering Science & Technology, Shibpur, Distt Howrah (Formerly Bengal Engineering & Science University Shibpur)
16. Indian Institute of Crop Processing Technology, Thanjavur, Tamilnadu
17. National Institute of Electronics and Information Technology, Aurangabad, Maharashtra
18. SantLongowal Institute of Engineering and Technology Longowal – 148106, Distt. Sangrur (Pb.), India
19. Harcourt Butler Technical University, Kanpur (U.P.)
20. Indian Institute of Petroleum & Energy, Visakhapatnam.
21. Indian Institute of Handloom Technology, Salem, Tamil Nadu.
22. Jamia Hamdard University, Delhi.
23. University of Hyderabad, Hyderabad

(d) States/Institutes used JEE (Main) - 2018 ranks to fill seats through their own Seat Allocation Process are listed here:

	States/Institutes
1.	Haryana
2.	Madhya Pradesh
3.	Nagaland
4.	Odisha
5.	Uttarakhand
6.	Punjab Technical University, Jalandhar
7.	Punjab Engineering College, Chandigarh
8.	Indian Institute of Science, Bangalore
9.	Indian Institute of Space Technology, Thiruvananthapuram
10.	Indraprastha Institute of Information Technology, Delhi
11.	Delhi Technological University, New Delhi.
12.	Indira Gandhi Delhi Technical University for Women, New Delhi
13.	Netaji Subhash Institute of Technology (under Delhi University).
14.	Jamia Millia Islamia, New Delhi.



(e) Tentative list of Self Financed Deemed Universities/Universities/Other Institutions participating in CENTRAL SEAT ALLOCATION BOARD (CSAB) through JEE (Main):

(Eligible only for Spot Round)

1. AISECT UNIVERSITY, BHOPAL, MADHYA PRADESH
2. AMITY SCHOOL OF ENGINEERING, AMITY UNIVERSITY HARYANA, GURGAON, HARYANA
3. AMITY SCHOOL OF ENGINEERING, AMITY UNIVERSITY MADHYA PRADESH, GWALIOR, MADHYA PRADESH
4. AMITY SCHOOL OF ENGINEERING, AMITY UNIVERSITY MUMBAI, MAHARASHTRA
5. AMITY SCHOOL OF ENGINEERING, AMITY UNIVERSITY RAJASTHAN, JAIPUR, RAJASTHAN
6. AMITY SCHOOL OF ENGINEERING, AMITY UNIVERSITY UTTAR PRADESH, LUCKNOW, UTTAR PRADESH
7. AMITY SCHOOL OF ENGINEERING, AMITY UNIVERSITY UTTAR PRADESH, NOIDA, UTTAR PRADESH
8. AMITY SCHOOL OF ENGINEERING, AMITY UNIVERSITY WEST BENGAL, KOLKATA, WEST BENGAL
9. AMITY SCHOOL OF ENGINEERING, GREATER NOIDA, UTTAR PRADESH
10. AMITY SCHOOL OF ENGINEERING, RAIPUR, CHHATTISGARH
11. BHAGWANT UNIVERSITY, SIKAR ROAD, AJMER, RAJASTHAN
12. DR. M.G.R. EDUCATIONAL AND RESEARCH INSTITUTE, CHENNAI, TAMIL NADU
13. DR. K.N. MODI UNIVERSITY, TONK, RAJASTHAN
14. GALGOTIAS UNIVERSITY UTTAR PRADESH, GREATER NOIDA, UTTAR PRADESH
15. ITM UNIVERSITY GWALIOR, MADYA PRADESH
16. KALASALINGAM ACADEMY OF RESEARCH AND EDUCATION, ANAND NAGAR, KRISHNANKOIL, (TN)
17. NOIDA INTERNATIONAL UNIVERSITY, GAUTAM BUDH NAGAR, UTTAR PRADESH
18. PERIYAR MANIAMMAI INSTITUTE OF SCIENCE AND TECHNOLOGY, VALLAM THANJAVUR, TAMIL NADU
19. TECHNO INDIA UNIVERSITY, KOLKATA, WEST BENGAL (RESIDENTIAL)

Final List of Institutions admitting students (with intake in each discipline and category as per reservation) through JEE (Main)-2019 shall be available on the website of SEAT ALLOCATION BOARD in the month of May/June 2019.



Boards/Universities conducting Class 12th/Equivalent Examination

1. ANDHRA PRADESH BOARD OF INTERMEDIATE EDUCATION
2. ASSAM HIGHER SECONDARY EDUCATION COUNCIL
3. BIHAR INTERMEDIATE EDUCATION COUNCIL (BIHAR SCHOOL EXAMINATION BOARD)
4. CENTRAL BOARD OF SECONDARY EDUCATION
5. CHATTISGARH MADHYAMIK SHIKSHA MANDAL (CHATTISGARH BOARD OF SECONDARY EDUCATION)
6. COUNCIL FOR THE INDIAN SCHOOL CERTIFICATE EXAMINATIONS
7. GOA BOARD OF SECONDARY AND HIGHER SECONDARY EDUCATION
8. GUJARAT SECONDARY EDUCATION BOARD
9. HARYANA BOARD OF EDUCATION
10. H P BOARD OF SCHOOL EDUCATION
11. J AND K STATE BOARD OF SCHOOL EDUCATION
12. JHARKHAND ACADEMIC COUNCIL
13. KARNATAKA BOARD OF PRE UNIVERSITY EDUCATION
14. KERALA BOARD OF PUBLIC EXAMINATIONS
15. MADHYA PRADESH BOARD OF SECONDARY EDUCATION
16. MAHARASTRA STATE BOARD OF SECONDARY AND HIGHER SECONDARY EDUCATION
17. MANIPUR COUNCIL OF HIGHER SECONDARY EDUCATION
18. MEGHALAYA BOARD OF SECONDARY EDUCATION
19. MIZORAM BOARD OF SCHOOL EDUCATION
20. NAGALAND BOARD OF SCHOOL EDUCATION
21. ODISHA COUNCIL OF HIGHER SECONDARY EDUCATION
22. PUNJAB SCHOOL EDUCATION BOARD
23. RAJASTHAN BOARD OF SECONDARY EDUCATION
24. TAMIL NADU BOARD OF HIGHER SECONDARY EDUCATION
25. TRIPURA BOARD OF SECONDARY EDUCATION
26. U P BOARD OF HIGH SCHOOL AND INTERMEDIATE EDUCATION
27. UTTARANCHAL SHIKSHA EVAM PARIKSHA PARISHAD
28. WEST BENGAL COUNCIL OF HIGHER SECONDARY EDUCATION
29. NATIONAL INSTITUTE OF OPEN SCHOOLING
30. JAMIA MILIA ISLAMIA, NEW DELHI
31. ALIGARH MUSLIM UNIVERSITY, ALIGARH
32. DAYALBAGH EDUCATIONAL INSTITUTE, AGRA



33. BANASTHALI VIDYAPEETH, RAJASTHAN
34. VISHWA BHARTI UNIVERSITY, SHANTINIKETAN, BIRBHOOM, WB
35. RAJIV GANDHI UNIVERSITY OF KNOWLEDGE TECHNOLOGIES, HYDERABAD
36. HARYANA OPEN SCHOOL, BHIWANI
37. RAJASTHAN STATE OPEN SCHOOL, JAIPUR
38. M P STATE OPEN SCHOOL, BHOPAL
39. ANDHRA PRADESH OPEN SCHOOL SOCIETY
40. BIHAR BOARD OF OPEN SCHOOLING EXAMINATION
41. CHHATTISGARH STATE OPEN SCHOOL
42. CBSE i (CBSE international)
43. TELANGANA BOARD OF INTERMEDIATE EDUCATION
44. TELANGANA PRADESH OPEN SCHOOL SOCIETY
45. WEST BENGAL COUNCIL OF RABINDRA OPEN SCHOOLING
46. ASSAM STATE OPEN SCHOOL
47. DIRECTORATE GENERAL OF MILITARY TRAINING (RIMC)
48. BHUTAN HIGHER SECONDARY EDUCATION CERTIFICATE
49. 'A' LEVEL OF GENERAL CERTIFICATE OF EDUCATION, CAMBRIDGE UNIVERSITY (IGSE)
50. INTERNATIONAL BACCALAUREATE
51. EDEXCEL, LONDON (UK)
52. HIGHER SECONDARY EDUCATION BOARD, NEPAL
53. TECHNICAL/VOCATIONAL BOARD
54. OTHER BOARD



Form-I: Application for Obtaining Disability Certificate by Persons with Disabilities (PwD)

(See rule 3)

1. Name: (Surname) _____ (First name) _____ (Middle name) _____
2. Father's name: _____ Mother's name: _____
3. Date of Birth: (date) ____ / (month) ____ / (year) ____
4. Age at the time of application: _____ years
5. Sex: _____ (Male/Female)
6. Address:
 - (a) Permanent address: _____
 - (b) Current address: _____
(i.e. for communication) _____
 - (c) Period since when residing at current address: _____
7. Educational Status: Post Graduate/ Graduate/ Diploma/ High School/ Middle/ Primary/ Illiterate
(Pl. tick as applicable)
8. Occupation: _____
9. Identification marks: (i) _____ (ii) _____
10. Nature of disability: locomotors/hearing/visual/mental/others _____
11. Period since when disabled: From Birth/Since year _____
12. (i) Did you ever apply for issue of a disability certificate in the past _____ (YES/NO),
(II) If yes, details:
 - (a) Authority to whom and district in which applied _____
 - (b) Result of application: _____
13. Have you ever been issued a disability certificate in the past? If yes, please enclose a true copy.

Declaration: I hereby declare that all particulars stated above are true to the best of my knowledge and belief, and no material information has been concealed or misstated. I further, state that if any inaccuracy is detected in the application, I shall be liable to forfeiture of any benefits derived and other action as per law.



(Signature or left thumb impression of person with disability or of his/her legal guardian in case of persons with mental retardation, autism, cerebral palsy and multiple disabilities)

Date: _____

Place: _____

Encl: 1. Proof of residence (Please tick as applicable) :

Ration card/Voter identity card/Driving license/Bank passbook/PAN card/Passport Telephone, electricity, water and any other utility bill indicating the address of the applicant/ a certificate of residence issued by a Panchayat, municipality, cantonment board, any gazetted officer, or the concerned Patwari or Head Master of a Govt. school, /In case of an inmate of a residential institution for persons with disabilities, destitute, mentally ill, etc., a certificate of residence from the head of such institution.

2. Two recent passport size photographs

(For office use only)

Date: _____

Place: _____

Signature of issuing authority

Stamp



Form-II: Disability Certificate

(In cases of amputation or complete permanent paralysis of limbs and in case of blindness)

(See rule 4)

(NAME AND ADDRESS OF THE MEDICAL AUTHORITY ISSUING THE CERTIFICATE)

PP size **attested**
PHOTOGRAPH
(same as uploaded
on the Online
Application Form)

Certificate No. _____

Date: _____

This is to certify that I have carefully examined Shri/Smt./ Kum.

son/wife/daughter of Shri _____

Date of Birth (DD / MM / YY) ___/ ___/ ___ Age _____ years, male/female _____

Registration No. _____

Permanent resident of House No. _____ Ward/Village/Street _____

Post Office _____ District _____ State _____,

whose photograph is affixed above, and am satisfied that:

- (a) he/she is a case of (Please tick as applicable): locomotor disability/ blindness
- (b) the diagnosis in his/her case is _____
- (A) He/ She has _____% (in figure) _____ percent (in words) permanent physical impairment/blindness in relation to his/her _____ (part of body) as per guidelines (to be specified).
- (B) The applicant has submitted the following document as proof of residence:-

Name of Document	Date of Issue	Details of authority issuing certificate

(Signature and Seal of Authorised Signatory of notified Medical Authority)

Signature/ Thumb impression
of the person in whose favour
disability certificate issued



Form-III: Disability Certificate (In case of multiple disabilities)

(See rule 4)

(NAME AND ADDRESS OF THE MEDICAL AUTHORITY ISSUING THE CERTIFICATE)

Certificate No. _____

Date: _____

This is to certify that we have carefully examined Shri/Smt./ Kum.

son/wife/daughter of Shri _____

Date of Birth (DD / MM / YY) ___/ ___/ ___ Age _____ years, male/female _____

Registration No. _____

Permanent resident of House No. _____ Ward/Village/Street _____

Post Office _____ District _____ State _____

whose photograph is affixed above, and are satisfied that:

(A) He/she is a Case of Multiple Disability. His/her extent of permanent physical impairment/ disability has been evaluated as per guidelines (to be specified) for the disabilities ticked below, and shown against the relevant disability in the table below:

S. No.	Disability	Affected Part of Body	Dignosis	Permanent physical impairment/ mental disability (in %)
1.	Locomotor disability	@		
2.	Low vision	#		
3.	Blindness	Both Eyes		
4.	Hearing impairment	£		
5.	Mental retardation	X		
6.	Mental illness	X		

(B) In the light of the above, his /her over all permanent physical impairment as per guidelines (to be specified), is as follows:-

In figures: _____ percent In words: _____ percent

2. This condition is progressive/ non-progressive/ likely to improve/ not likely to improve.

3. Reassessment of disability is:

(i) not necessary,

Or

(ii) is recommended/ after _____ years _____ months, and therefore this

PP size **attested**
PHOTOGRAPH
(same as uploaded
on the Online
Application Form



certificate shall be valid till (DD / MM / YY) ____/ ____/ ____

- e.g. Left/Right/both arms/legs

- e.g. Single eye/both eyes

£ - e.g. Left/Right/both ears

4. The applicant has submitted the following document as proof of residence:

Name of Document	Date of Issue	Details of authority issuing certificate

5. Signature and Seal of the Medical Authority:

Name and seal of Member	Name and seal of Member	Name and seal of the Chairperson

Signature/ Thumb impression
of the person in whose favour
disability certificate issued



Form-IV: Disability Certificate (In case other than those mentioned in Forms II and III)

(See rule 4)

(NAME AND ADDRESS OF THE MEDICAL AUTHORITY ISSUING THE CERTIFICATE)

Certificate No. _____

Date: _____

This is to certify that we have carefully examined Shri/Smt./ Kum.

son/wife/daughter of Shri _____

Date of Birth (DD / MM / YY) ___/ ___/ ___ Age _____ years, male/female _____

Registration No. _____

Permanent resident of House No. _____ Ward/Village/Street _____

Post Office _____ District _____ State _____,

whose photograph is affixed above, and are satisfied that he/she is a Case of _____ disability.

His/her extent of percentage physical impairment/disability has been evaluated as per guidelines (to be specified) and is shown against the relevant disability in the table below:-

S. No.	Disability	Affected Part of Body	Dignosis	Permanent physical impairment/ mental disability (in %)
1	Locomotor disability	@		
2	Low vision	#		
3	Blindness	Both Eyes		
4	Hearing impairment	£		
5	Mental retardation	X		
6	Mental illness	X		

(Please strike out the disabilities which are not applicable.)

2. The above condition is progressive/ non-progressive/ likely to improve/ not likely to improve.

3. Reassessment of disability is:

(i) not necessary, Or

(ii) is recommended/ after _____ years _____ months, and therefore this certificate shall be valid till (DD / MM / YY) ___/ ___/ ___

- e.g. Left/Right/both arms/legs # - e.g. Single eye/both eyes £ - e.g. Left/Right/both ears



4. The applicant has submitted the following document as proof of residence:

Name of Document	Date of Issue	Details of authority issuing certificate

Counter signed (Authorised Signatory of notified Medical Authority with Name and Seal)

{Counter signature and seal of the CMO/
Medical Superintendent/Head of Government Hospital,
in case the certificate is issued by a medical authority
who is not a government servant (with seal)

Signature/ Thumb impression of person in
whose favour disability certificate issued

Note: In case this certificate is issued by a medical authority who is not a government servant, it shall be valid only if countersigned by the Chief Medical Officer of the District.

The principal rules were published in the Gazette of India vide notification number S.O. 908 (E), dated the 31st December, 1996.

**Form-V: Intimation of Rejection of Application for Disability Certificate)**

(See rule 4)

No. _____

Dated:

To,

(Name and address of applicant for Disability Certificate)

Sub.: Rejection of Application for Disability Certificate

Sir / Madam,

Please refer to your application dated _____

for issue of a Disability Certificate for the following disability: _____

2. Pursuant to the above application, you have been examined by the undersigned/ Medical Board on _____, and I regret to inform that, for the reasons mentioned below, it is not possible to issue a disability certificate in your favour:
 - (i)
 - (ii)
 - (iii)
3. In case you are aggrieved by the rejection of your application, you may represent to _____ requesting for review of this decision.

Yours faithfully,

(Authorised Signatory of the notified Medical Authority)

(Name and Seal)



Service/Processing charges & Goods & Service Tax (GST) and Procedure for Payment of Fee

After completing Step-2 of Online Application Form, candidates may remit the examination fee (Step-3) by choosing the following options:

Payment using SBI MOPS (Multiple Option Payment System) of State Bank of India:

(i) Online Mode i.e. Debit/ Credit card and Net Banking:

- Check the validity of the Debit/ Credit Card and keep it ready with you while logging on to website for submitting application form. Candidate should enter the information asked for and make payment through Debit/ Credit Card.
- Through Net Banking, check the balance in your account and keep all credentials ready with you while logging on to website for submitting application form. Candidate should Login with his/her credentials of net banking and make payment through Net Banking.

(ii) Cash Deposit through e-challan at State Bank of India Branches only:

- Print e-challan in .pdf on A4 size paper from SBI MOPS page which will contain NTA's required information in addition to Bank reference number and visit any of the SBI branches in India and deposit amount mentioned in e-challan.

1. Service/Processing charges & GST to be paid by the candidate are as follows:

S. No.	Mode of Payment	Bank	Service/Processing charges per transaction (GST applicable @18 %)
1	Net Banking	SBI	Rs 5.00+GST
		Others Banks	
2	Debit Card	SBI or other Banks	Nil
3	Credit Card	Domestic	0.80 % of Fee + GST (Minimum Rs 11/-)
		International	3.50 % of Fee + GST (Minimum Rs 11/-)
4	Cash Deposit through e-challan	at SBI Branches in India only	Nil
5	UPI		Nil

2. Procedure to be followed for Payment:

- (a) Candidates to visit NTA's website for registration and making payment of examination fee.
- (b) Post submission of the examination form by the candidate, system will prompt for making payment for the requisite examination fee.
- (c) When candidate confirm to proceed for payment he/she will be redirected to SBI MOPS



page along with unique reference number and other necessary parameters. Candidate will be prompted with multiple payment option for selection. Following payment options will be available for making payment in MOPS secured payment page:

- (i) Debit Card (SBI / other Banks)
 - (ii) Internet Banking (SBI/other Banks)
 - (iii) Credit Cards (domestic/International)
 - (iv) UPI
 - (v) Cash Deposit (through e-challan in any of the SBI branches across India)
- (d) Payment page of SBI MOPS will prompt for appropriate credentials to be keyed in for particular payment mode and ask for user’s confirmation.
- (e) System will verify the credentials and authorize the transaction on successful authentication. After completing the transaction system will prompt and display (“Successful” or “Failed”).
- (f) Candidate will be redirected back to the NTA website.
- (g) Candidate will get a receipt of the successful transaction with unique reference number. Candidates are requested to preserve the receipt for future reference.
- (h) In case candidate opt for e-challan mode for Cash deposit at any of the SBI Branches in India , he/she will have to take the A4 size printout of the e-challan in .pdf from SBI MOPS page which will contain NTA’s required information in addition to Bank reference number. Candidate can visit any of the SBI branches in India and deposit amount mentioned in the e-challan in Cash. Bank will accept only pre-printed amount mentioned in e-challan.

Note: Print Confirmation Page of Online Application Form from NTA’s website after payment of fee.

Helpdesk: For any transaction related queries/ inquiry, please contact at:

Level	Name	Email ID	Contact Number
1	Helpdesk	https://cms.onlinesbi.com/CMS/	1800 112211 (24x7) 18004253800 (24x7)
2	Sri Sita Ram Malik	Sbi.05222@sbi.co.in	+91 9990125888
3	Customer Care	agmcustomer.lhodel@sbi.co.in	(011) 23407121/23407657/ 23407447/23407480
4	Through SMS	UNHAPPY (add text)	8008202020



Computer Based Test (CBT)

The major examinations being conducted by NTA will be Computer Based Test (CBT). A CBT requires candidates to sit in front of a computer terminal (node) allocated to them against their Roll number and Admit card. After logging the candidate will get detailed instructions for the examinations. At the designated time of start of examination, the candidates will be able to proceed and see the questions on the computer screen using the computer mouse. Candidates will have the option to change / modify/ edit / answers already entered any time during the examination.

Procedure for appearing in Computer Based Test (CBT):

(Sample/mock test will be available on JEE (Main) website: www.jeemain.nic.in in November, 2018 for hands on practice)

- A computer terminal (node) indicating roll number will be allocated to each candidate. Candidates should find and sit on their allocated computers only. Any candidate found to have changed room/hall or the computer on their own other than the one allotted would lead to cancellation of candidature and no plea in this regard would be entertained.
- For login, the candidate will have to enter **login-ID and password**. The computer terminal allotted to the candidate will display WELCOME login screen, Candidate's photograph and NET subject opted by the candidate.

Candidate Login Page

NATIONAL TESTING AGENCY
Excellence in Assessment

Student Login

Username

Password

Login

Candidate Welcome Screen

NATIONAL TESTING AGENCY
Excellence in Assessment

Welcome, Atul Singh

Proceed



- (c) After login, the candidate shall be able to see the detailed instructions for the examination. Candidates are advised to go through the instructions carefully regarding the type of questions and marking scheme. At the designated time of start of the examination, the candidates will be able to proceed and see the questions on the computer screen.

General Instruction Page

View in : English ▼

Please read the instructions carefully

General Instructions:

1. Total duration of examination is 60 minutes.
2. The clock will be set at the server. The countdown timer in the top right corner of screen will display the remaining time available for you to complete the examination. When the timer reaches zero, the examination will end by itself. You will not be required to end or submit your examination.
3. The Question Palette displayed on the right side of screen will show the status of each question using one of the following symbols:
 - 1 You have not visited the question yet.
 - 2 You have not answered the question.
 - 3 You have answered the question.
 - 4 You have NOT answered the question, but have marked the question for review.
 - 5 The question(s) "Answered and Marked for Review" will be considered for evaluation.

The Marked for Review status for a question simply indicates that you would like to look at that question again.

4. You can click on the ">" arrow which appears to the left of question palette to collapse the question palette thereby maximizing the question window. To view the question palette again, you can click on "<" which appears on the right side of question window.
5. You can click on your "Profile" image on top right corner of your screen to change the language during the exam for entire question paper. On clicking of Profile image you will get a drop-down to change the question content to the desired language.
6. You can click on to navigate to the bottom and to navigate to the top of the question area, without scrolling.

Navigating to a Question:

7. To answer a question, do the following:
 - a. Click on the question number in the Question Palette at the right of your screen to go to that numbered question directly. Note that using this option does NOT save your answer to the current question.
 - b. Click on **Save & Next** to save your answer for the current question and then go to the next question.
 - c. Click on **Mark for Review & Next** to save your answer for the current question, mark it for review, and then go to the next question.

Answering a Question :

8. Procedure for answering a multiple choice type question:
 - a. To select your answer, click on the button of one of the options
 - b. To deselect your chosen answer, click on the button of the chosen option again or click on the **Clear Response** button
 - c. To change your chosen answer, click on the button of another option
 - d. To save your answer, you MUST click on the **Save & Next** button
 - e. To mark the question for review, click on the **Mark for Review & Next** button.
9. To change your answer to a question that has already been answered, first select that question for answering and then follow the procedure for answering that type of question.

Navigating through sections:

10. Sections in this question paper are displayed on the top bar of the screen. Questions in a section can be viewed by clicking on the section name. The section you are currently viewing is highlighted.
11. After clicking the **Save & Next** button on the last question for a section, you will automatically be taken to the first question of the next section.
12. You can shuffle between sections and questions anytime during the examination as per your convenience only during the time stipulated.
13. Candidate can view the corresponding section summary as part of the legend that appears in every section above the question palette

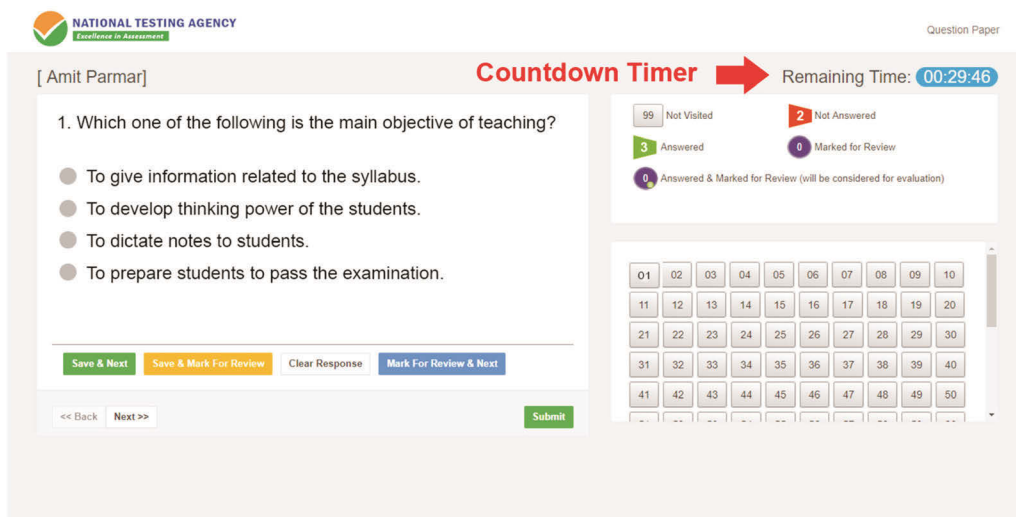
The keyboard attached to the computer, if any, will be disabled during the entire duration of the examination. Depending on the type of question, the answers to questions can either be entered by clicking on the virtual on-screen keyboard (numeric or otherwise) using the computer mouse or by clicking the chosen option(s) using the computer mouse. Candidates will have the option to change/modify answers already entered anytime during the entire duration of the examination.

In case the computer/mouse allotted to any candidate malfunctions anytime during the test, he/she will be immediately allotted another computer system and the time lost due to this will be adjusted in the server so as to give the candidate the full allotted time.

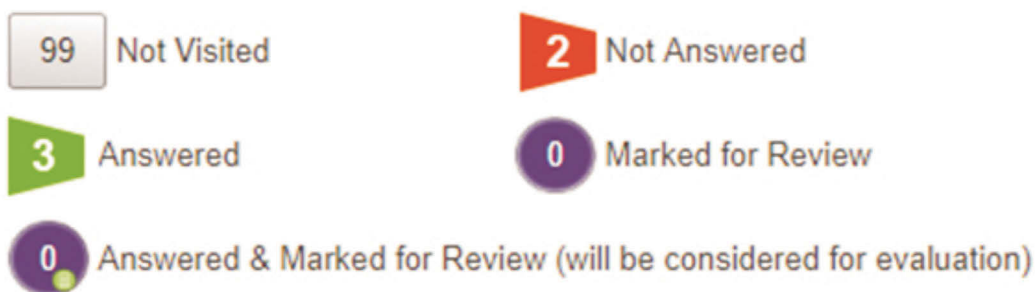


Dates of Examination (Exact City, date and shift of examination for Paper-1 and Paper-2 will be made available by 15 th November, 2018 on NTA's website)	06.01.2019 (Sunday) to 20.01.2019 (Sunday)	
Mode of Examination	Paper-1	"Computer Based Test (CBT)" mode only
	Paper-2	Mathematics - Part I and Aptitude Test-Part II in "Computer Based Test (CBT)" mode only
		Drawing Test - Part III in "Pen & Paper Based" (offline) mode to be attempted on Drawing sheet
	First Shift	Second Shift
Timing of Examination	9.30 a.m. to 12.30 p.m.	2.30 p.m. to 5.30 p.m.
Duration of Examination	3 Hours	3 Hours
Entry in the Examination Centre*	7.30 a.m. – Upto 8.30 a.m.	12.30 p.m. – Upto 1.30 p.m.
Entry in the Examination Hall/Room	8.45 a.m. to 9.00 a.m.	1.45 p.m. to 2.00 p.m.
<ul style="list-style-type: none">• Checking of Admit Cards by the Invigilator	9.00 a.m. to 9.15 a.m.	2.00 p.m. to 2.15 p.m.
<ul style="list-style-type: none">• Sitting on the seat in the Examination Hall	9.15 a.m.	2.15 p.m.
<ul style="list-style-type: none">• Instructions by the Invigilators	9.15 a.m. to 9.25 a.m.	2.15 p.m. to 2.25 p.m.
<ul style="list-style-type: none">• Test Commences	9.30 a.m.	2.30 p.m.
<ul style="list-style-type: none">• Test Concludes	12.30 p.m.	5.30 p.m.

- (d) The on-screen computer clock counter of every candidate will be set at the server. The countdown timer in the top right side of computer screen will display the time remaining (in minutes) available for the candidate to complete the examination. When the timer reaches zero, the examination will end by itself. Candidate will not be required to end or submit the examination.



- (e) The Question Palette displayed on the right side of screen will show the status of each question using one of the following symbols:



The question(s) “Answered and Marked for Review” status for a question indicates that candidate would like to have a relook at that question again. A candidate has the option of answering a question and simultaneously “Marked for Review”, these answers will be considered for evaluation. However, if a candidate has simply put “Marked for Review” for a question without answering it, the corresponding question marked for review without an answer will not be considered for evaluation. It may be noted that a candidate can return to any “Marked for Review” question any time during the examination by clicking on the corresponding question number icon displayed on the Question Palette of the corresponding section.

- (f) Candidate can click on the “>” arrow which appears to the left of question palette to collapse the question palette thereby maximizing the question viewing window. To view the question palette again, candidate can click on “<” which appears on the right side of question window.
- (g) Candidate can click on to navigate to the bottom and to navigate to the top of the question area, without scrolling. Using the computer mouse the candidate can scroll up and down the question viewing area for viewing the entire question.
- (h) The full paper can be viewed by clicking the “Question Paper” icon on the top right corner of the screen.



- (i) Blank Sheets for doing rough work/calculations shall be provided to the candidates. The Blanks Sheets would have a Header page for the candidates to write down his/her Name and Roll Number. All calculations/writing work are to be done only in the Blank Sheets provided at the centre in the examination Room/Hall and on completion of the test candidates must hand over the rough sheets to the invigilator on duty in the Room/Hall.
- (j) Navigating to a Question
- To navigate between questions within a Paper, candidate needs to do the following:
- Click on the question number in the Question Palette at the right of the screen to go to that numbered question directly. Note that using this option does NOT save the answer to the currently displayed question.
 - Click on “Save & Next” to save the answer of any question. Clicking on “Save & Next” will save the answer for the current question and the next question will be displayed on the candidate’s computer screen.
 - Click on “Mark for Review & Next” to mark a question for review (without answering it) and proceed to the next question.



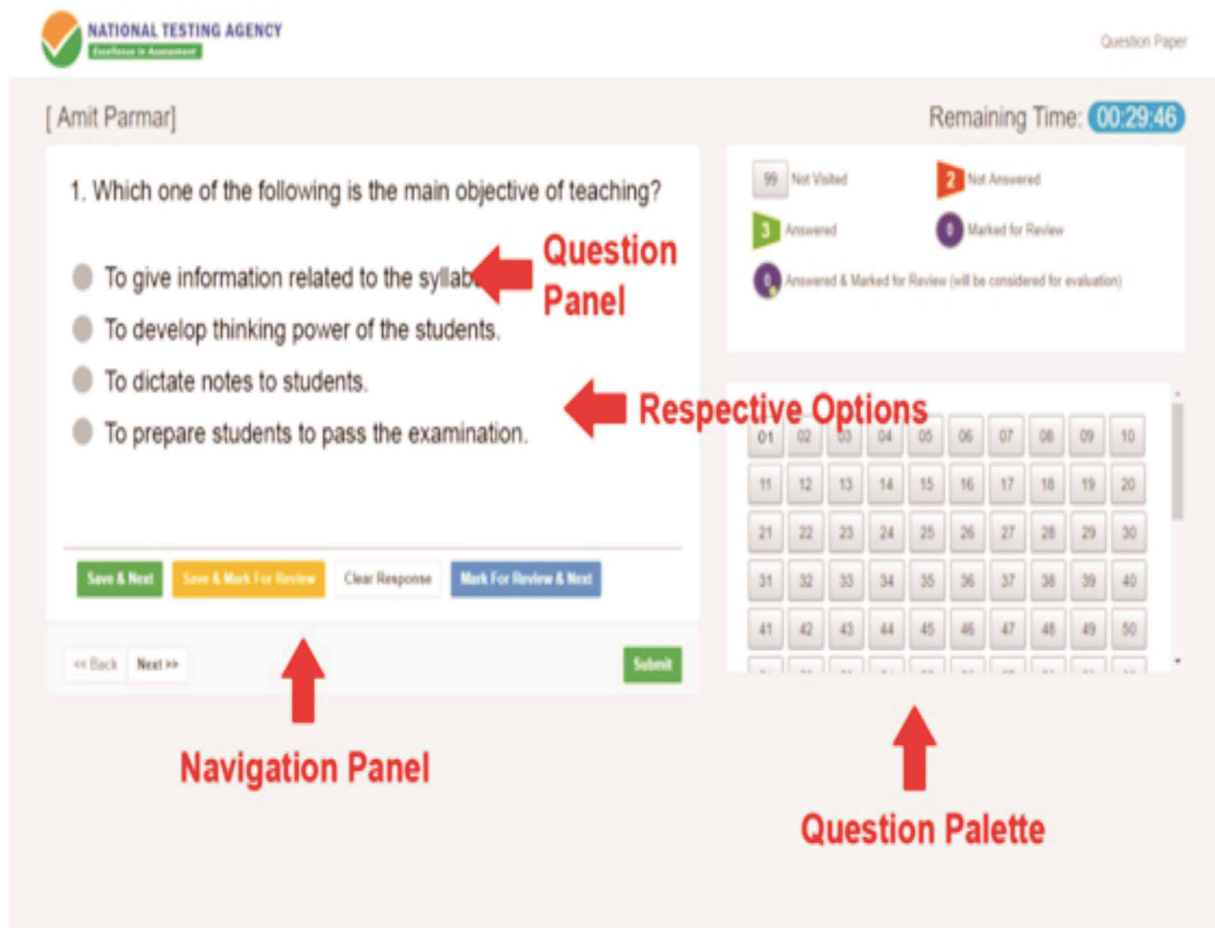
- (k) Answering a Question
- To navigate between questions within a Paper, candidate needs to do the following:
- Procedure for answering a multiple choice type question:
 - To select the option(s), click on the corresponding button(s) of the option(s).
 - To deselect the chosen answer, click on the button of the chosen option again or click on the “Clear Response” button.
 - To save the answer, the candidate MUST click on the “Save & Next” button.
 - To mark the question for review (without answering it), click on the “Mark for Review & Next” button.

Save & Next**Save & Mark For Review****Clear Response****Mark For Review & Next**



(I) Navigating through sections:

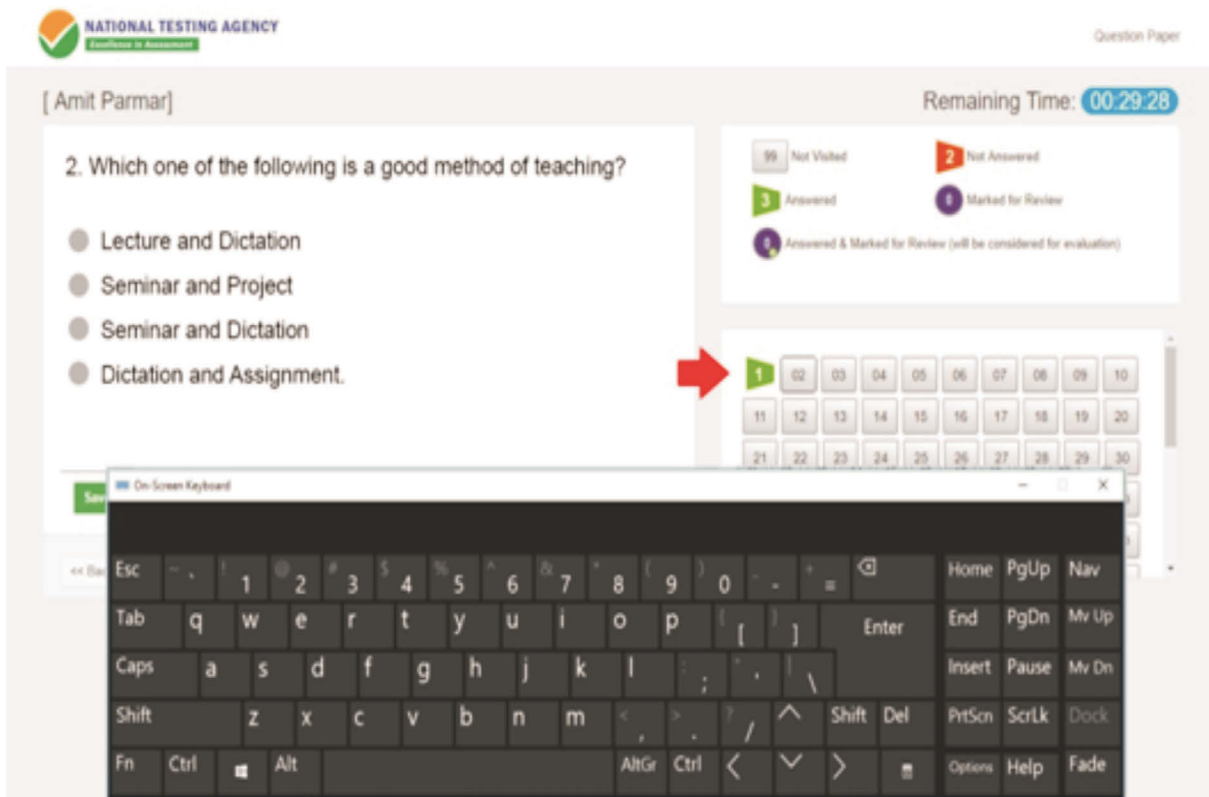
- (i) Sections in the question paper are displayed on the top bar of the screen. Questions in a section can be viewed by clicking on the section name. The section in which candidate is currently viewing will be highlighted.
- (ii) After clicking the “Save & Next” button on the last question for a section, candidate will automatically be taken to the first question of the next section.
- (iii) Candidate can shuffle between sections and questions within sections anytime during the examination as per the convenience only during the time stipulated.
- (iv) Candidate can view the corresponding section summary as part of the legend that appears in every section above the question palette.



(m) Procedure for answering questions that require inputs from on-screen virtual key board (numeric or otherwise):

- (a) Candidate will have to use the on-screen virtual keyboard (that would be displayed just below the question statement of these types of questions) and the attached computer mouse to enter his/her answer in the space provided for answer.

On Screen Virtual Keyboard



- (b) The answer can be changed, if required, anytime during the test. To save the answer, the candidate MUST click on the “Save & Next” button.
- (c) To mark the question for review (without answering it), click on the “Mark for Review & Next” button.

Candidate will have the option to change previously saved answer of any question, anytime during the entire duration of the test. To change the answer to a question that has already been answered, first select the corresponding question from the Question Palette, then click on “Clear Response” to clear the previously entered answer and subsequently follow the procedure for answering that type of question.



Appendix-10

NTA: Test Practice Centres (TPCs)

The NTA as part of its objectives, will, inter-alia conduct efficient, transparent and international standard tests to assess the competency of candidates for admission, and recruitment purposes, undertake research on educational, professional and testing systems to identify gaps in the knowledge systems and take steps for bridging them, identify experts and institutions in setting examination questions and produce and disseminate information and research on education and professional development standards.

The major examinations being conducted by NTA will be Computer Based Test (CBT). A CBT requires candidates to sit in front of a computer terminal (node) allocated to them against their Roll number and Admit Card. After logging the candidate will get detailed instructions for the examinations. At the designated time of start of examination, the candidates will be able to proceed and see the questions on the computer screen using the computer mouse. Candidates will have the option to change / modify/ edit / answers already entered any time during the examination.

What is a Test Practice Centre (TPCs) ?

The Ministry of Human Resource Development has mandated the NTA to set up, establish and create a network of Tests Practice Centres for candidates, especially in remote and rural areas to enable them to practice and be comfortable in taking a Computer Based Test (CBT). This facility will be completely free of cost. Candidates can register online (on NTA website) where they will be provided a convenient TPC near to their location to practice on a given computer node. This will facilitate and ease the process of being able to take a Computer Based Test (CBT). The entire experience of using a computer will be as close to the actual experience of taking a CBT. All efforts will also be made to provide practice tests and questions so that candidates can familiarize themselves with logging into the system, go through the detailed instructions regarding the test, use the mouse or numeric keyboard on screen (virtual) for attempting each question, scroll down to the next question, navigate between questions, review and edit their options and submit questions.

The objective of TPCs will primarily be to organize test practice for the upcoming NTA examinations.

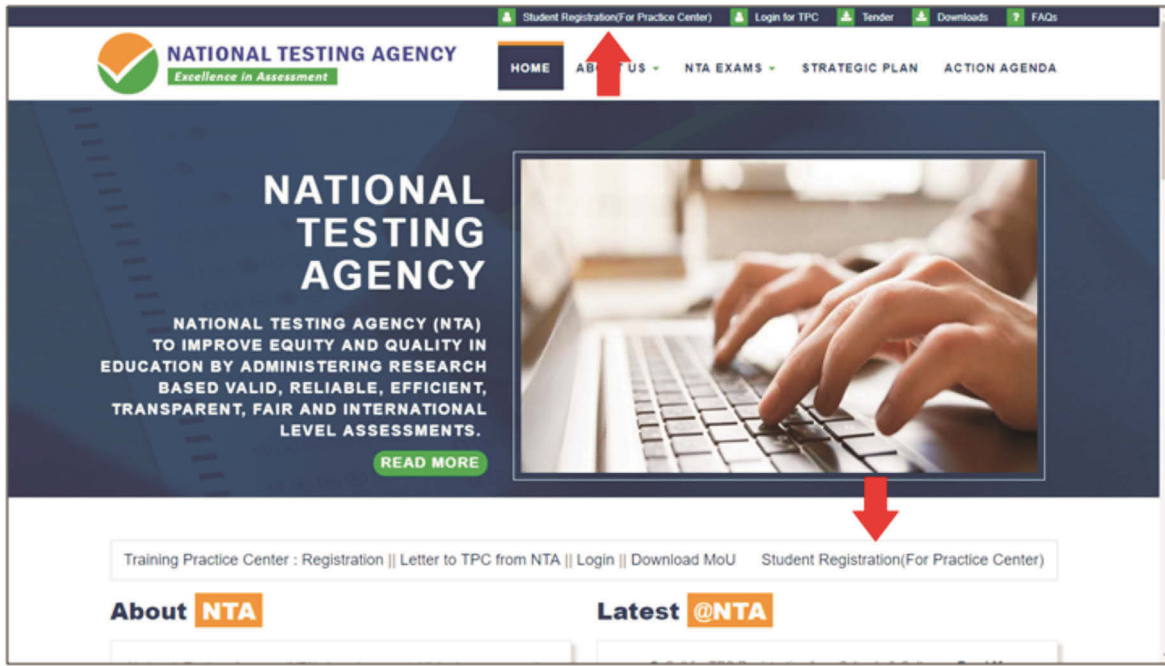
An NTA APP has also been developed which will enable the students to choose the nearest TPCs.



Set of Instructions on How to Register for a TPCs


Step 1: Visit NTA official website for Registration as a candidate for the Test Practice Centre.(TPC)

Visit Website URL: <https://nta.ac.in/> and click on the link “**Student Registration (For Practice Center)**”



Step 2: Selecting Gmail or Facebook Login

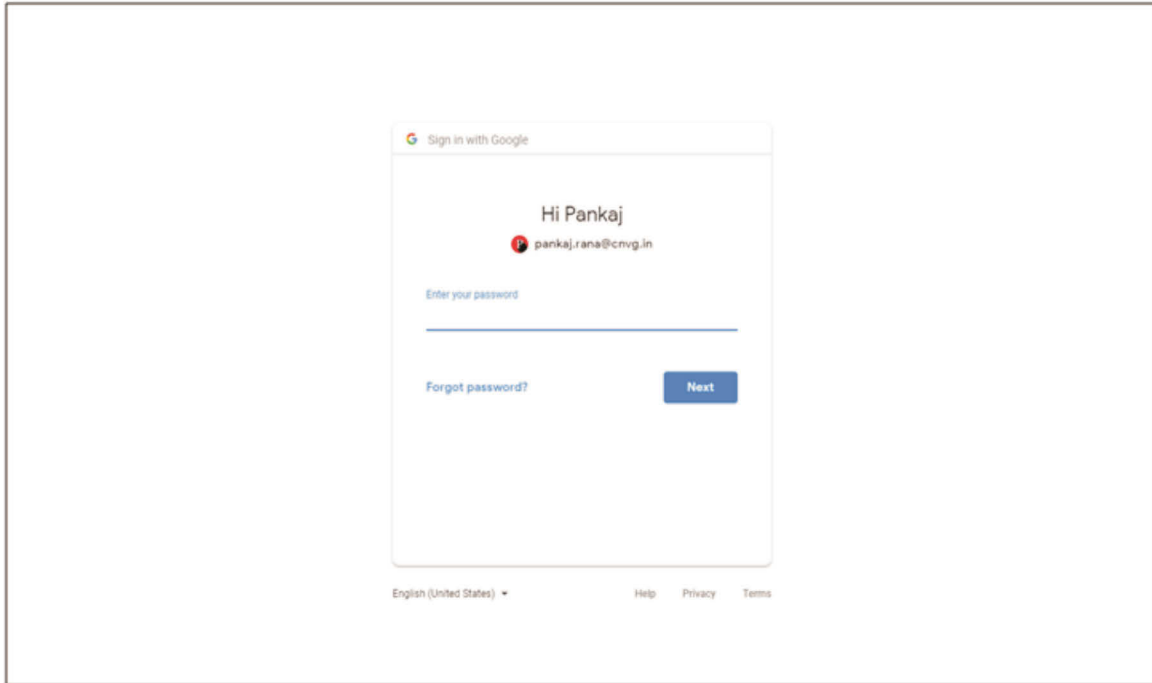
Select login method:Gmail or Facebook






Step 3: Entering Gmail Username & Password

For gmail login candidate must enter email id & password



Step 4: Selecting Gmail Account

After authentication candidate has to click on selected Gmail Id.





Step 5: Enter Personal Information

After login confirmation student will be redirected to registration

The screenshot shows the registration form for Step 5: Enter Personal Information. The form is part of the National Testing Agency (NTA) portal, with the user logged in as Pankaj Rana. The progress bar at the top indicates four steps: 1. Personal Detail (active), 2. Contact Detail, 3. Academic / Exam Detail, and 4. Exam Detail. The form fields are as follows:

- First Name : * (Text input: PANKAJ)
- Last Name : * (Text input: RANA)
- Father Name : (Text input)
- Select Gender : * (Dropdown menu: Select Gender)
- Date of Birth : * (Text input: dd-mm-yyyy)
- Age : (Text input)
- Upload Passport Size Photo (File upload: Choose File, No file chosen)
- Upload Photo Id Proof : (File upload: Choose File, No file chosen)

Navigation buttons: Previous, Next

Step 6: Enter Contact Information

Candidate needs to enter contact information

The screenshot shows the registration form for Step 6: Enter Contact Information. The progress bar at the top indicates four steps: 1. Personal Detail, 2. Contact Detail (active), 3. Academic / Exam Detail, and 4. Exam Detail. The form fields are as follows:

- Email Address : * (Text input: PANKAJ.RANA@CNVG.IN)
- Mobile Number : * (Text input)
- Residential Address : (Text input)
- State : * (Dropdown menu: --Select--)
- District : * (Dropdown menu: Select District)
- City : * (Text input)
- Pin Code : * (Text input)

Navigation buttons: Previous, Next

https://ntatpc.in/registration/reg_form-b-1



Step 7: Enter Academic Information

Candidate needs to enter academic information.

NATIONAL TESTING AGENCY
Excellence in Assessment

Hello, Pankaj Rana

1 Personal Detail 2 Contact Detail 3 Academic / Exam Detail 4 Exam Detail

School or Institute - Attending / Last Attended: *

Enrollment Number Optional

Previous Next

https://ntatpc.in/registration/reg_form-1v-2

Step 8: Enter Exam Information

Candidate needs to enter exam information.

NATIONAL TESTING AGENCY
Excellence in Assessment

Hello, Pankaj Rana

1 Personal Detail 2 Contact Detail 3 Academic / Exam Detail 4 Exam Detail

Select Interested Exam Type: *
Select Exam Type

Number of attempts already taken

Previous Submit



Step 9: Center Selection Dashboard

List of available center location sorted on the basis of Candidate's current geo location.

The screenshot shows the 'List of all exam center' dashboard for candidate Pankaj Rana. The interface includes a sidebar with 'Select Exam Center' and 'Booking History' options. The main area displays a table of exam centers sorted by preference. A 'Select Appointment' button is visible in the top right.

Sr	Center Detail	State	District	Preference	Select
1	Jss academy of technical education Address : Jss academy of technical education c-20/1 sector -62, noida Distance : 1 Km	Uttar Pradesh	Gautam Buddha Nagar		<input type="checkbox"/>
2	lms noida Address : A- 8b lms noida sector-62 near ericsson building Distance : 2 Km	Uttar Pradesh	Gautam Buddha Nagar		<input type="checkbox"/>
3	Indirapuram public school Address : Indirapuram public school 6, nyaya khand-I, indirapuram ghaziabad, up Distance : 2 Km	Uttar Pradesh	Ghaziabad		<input type="checkbox"/>
4	East point school Address : Fc-26, dallupura, vasundhara enclave, delhi Distance : 3 Km	Delhi	East Delhi		<input type="checkbox"/>
5	Manav rachna international school Address : D-196 sector-51 Distance : 3 Km	Uttar Pradesh	Gautam Buddha Nagar		<input type="checkbox"/>

Step 10: Five Center Selection

Candidate needs to select any 5 Centers in the order of preference.

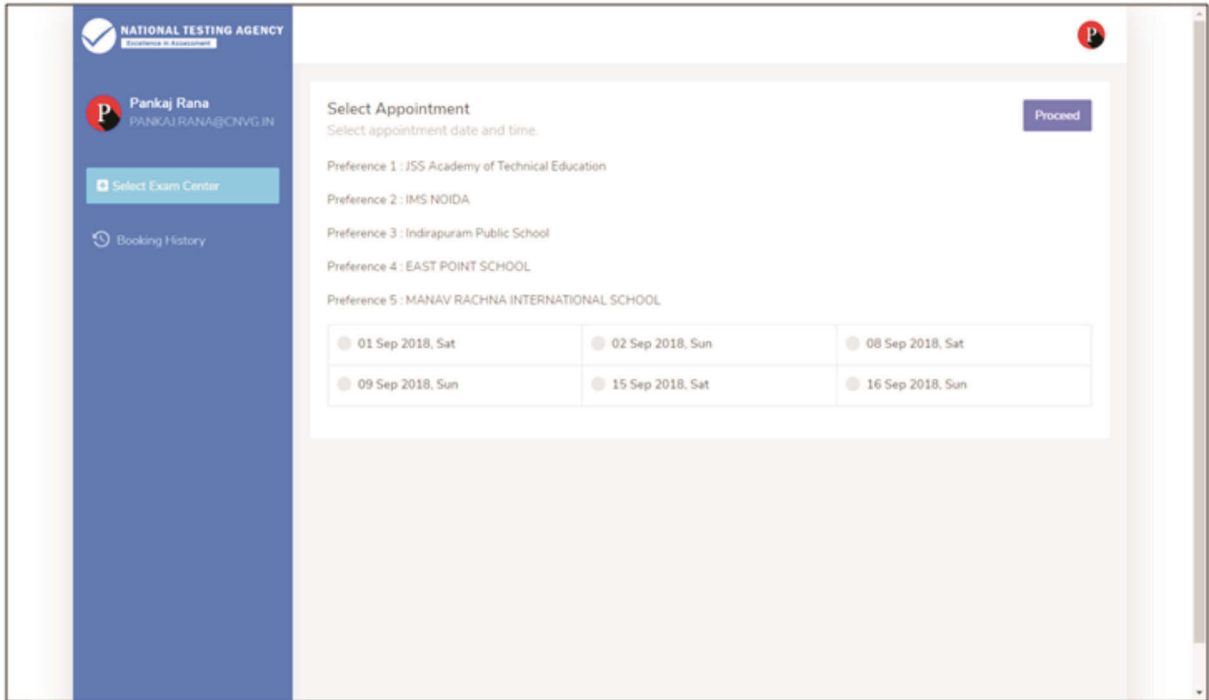
The screenshot shows the same dashboard as Step 9, but with five exam centers selected. The 'Preference' column now contains dropdown menus with numbers 1 through 5, and the 'Select' column contains blue checkmarks. A dropdown menu is open for the third center, showing options 1 through 5, with option 3 selected.

Sr	Center Detail	State	District	Preference	Select
1	Jss academy of technical education Address : Jss academy of technical education c-20/1 sector -62, noida Distance : 1 Km	Uttar Pradesh	Gautam Buddha Nagar	1	<input checked="" type="checkbox"/>
2	lms noida Address : A- 8b lms noida sector-62 near ericsson building Distance : 2 Km	Uttar Pradesh	Gautam Buddha Nagar	2	<input checked="" type="checkbox"/>
3	Indirapuram public school Address : Indirapuram public school 6, nyaya khand-I, indirapuram ghaziabad, up Distance : 2 Km	Uttar Pradesh	Ghaziabad	Select 1 2 3 4 5	<input checked="" type="checkbox"/>
4	East point school Address : Fc-26, dallupura, vasundhara enclave, delhi Distance : 3 Km	Delhi	East Delhi		<input checked="" type="checkbox"/>
5	Manav rachna international school Address : D-196 sector-51 Distance : 3 Km	Uttar Pradesh	Gautam Buddha Nagar	Select	<input checked="" type="checkbox"/>



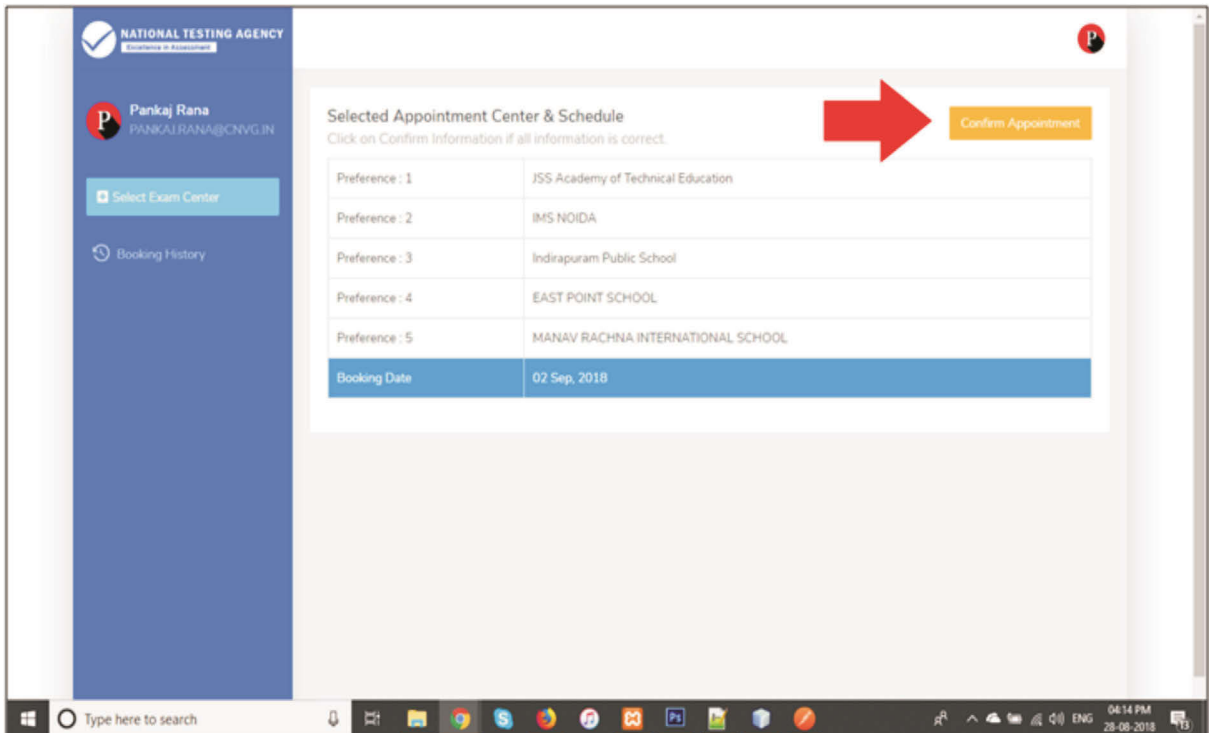
Step 11: Schedule Selection

Candidate needs to select anyone sessions from the 6 sessions given



Step 12: Review the Center Selection & Schedule Selection

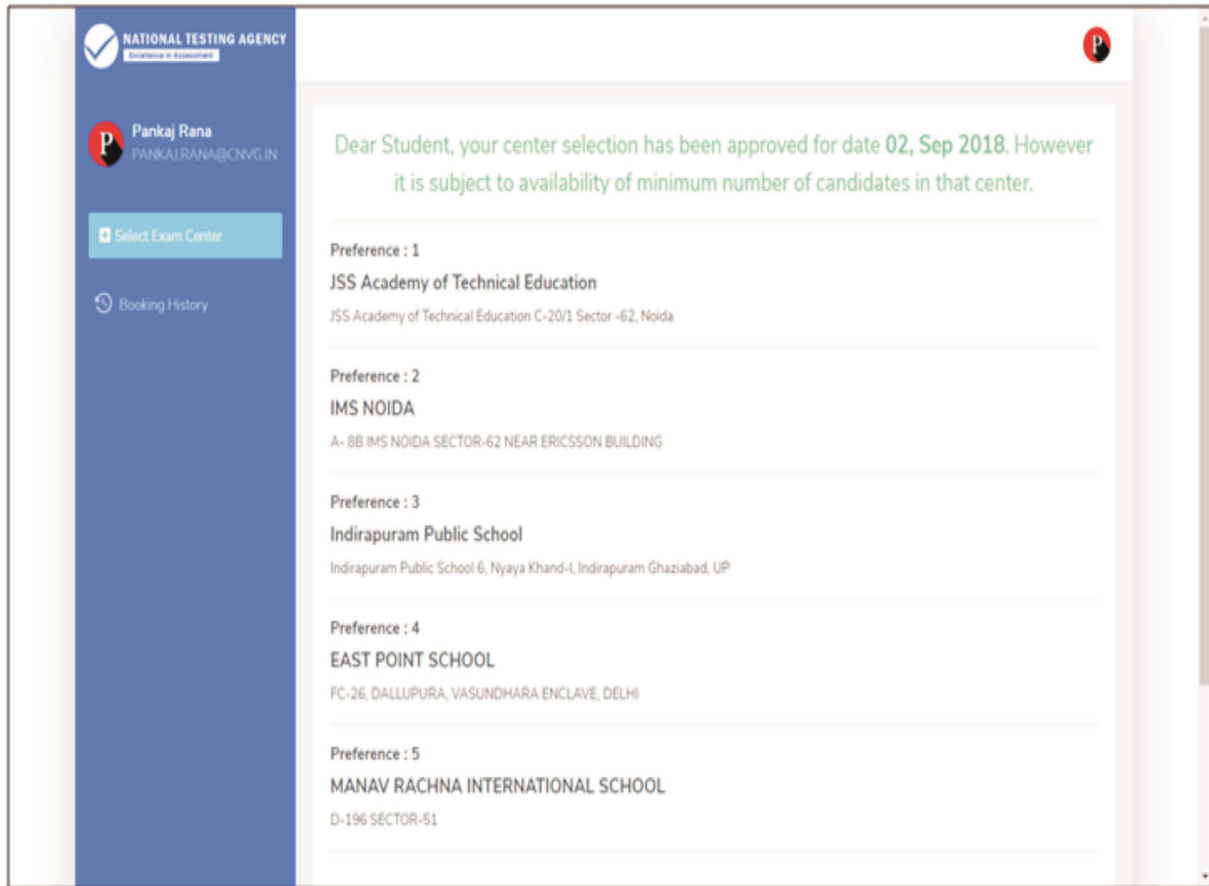
Candidate needs to review the selection and after reviewing click on “Confirm Appointment”





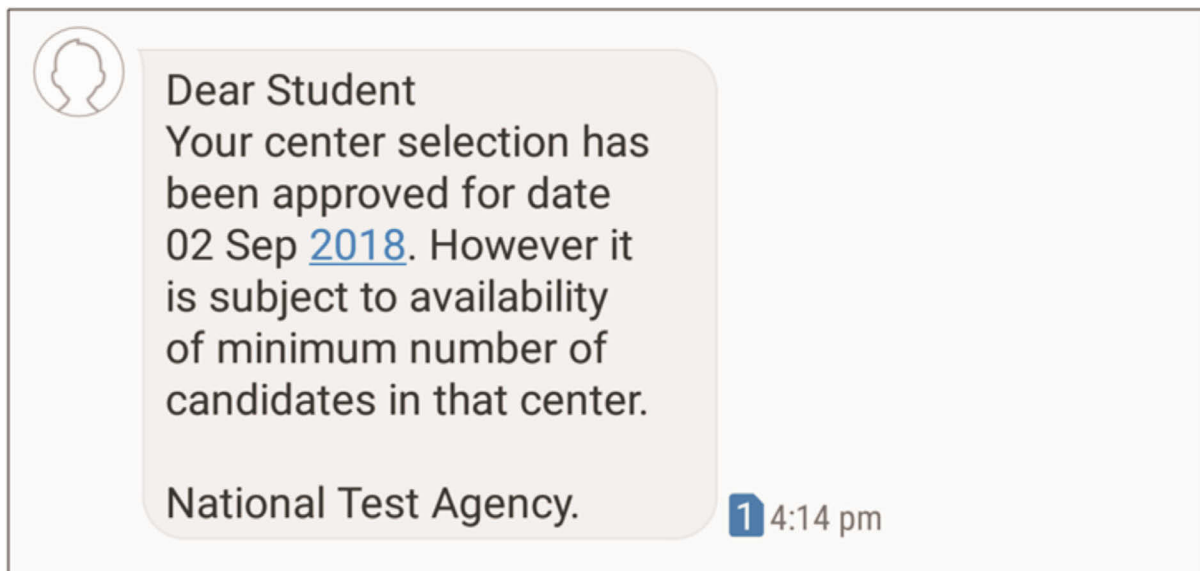
Step 13: Center Selection Confirmation

Candidate can see that the data entered has been submitted



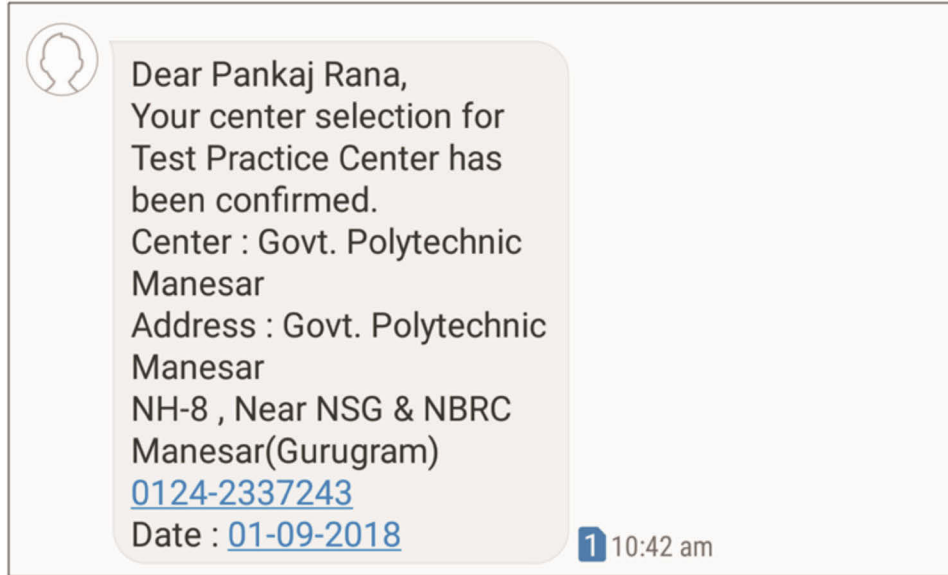
Step 14: Text of approval on Candidate's registered mobile number.

Candidate gets the approval as SMS in the registered mobile number.

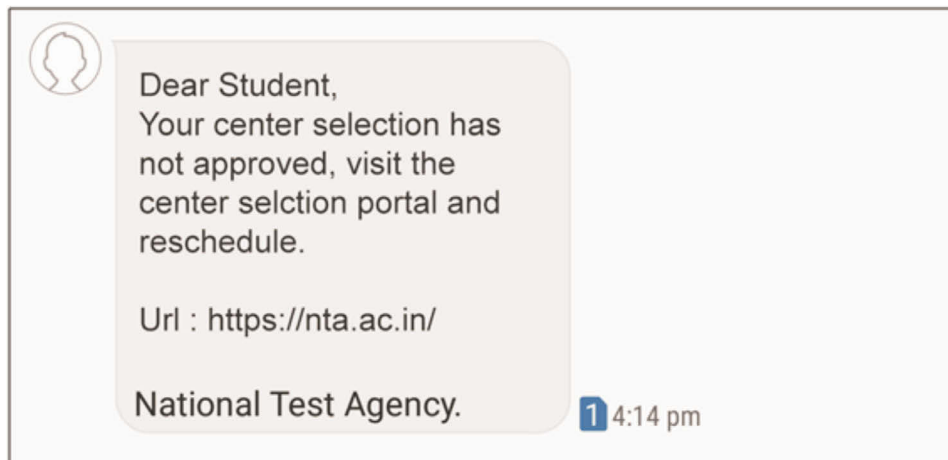


**Step 15: Confirmation SMS on student's registered mobile number.**

Candidate will get the confirmation SMS on the registered mobile number. This SMS will be used for entry at the Centre. The SMS will be sent two days in advance along with an e-mail at the registered e-mail Id

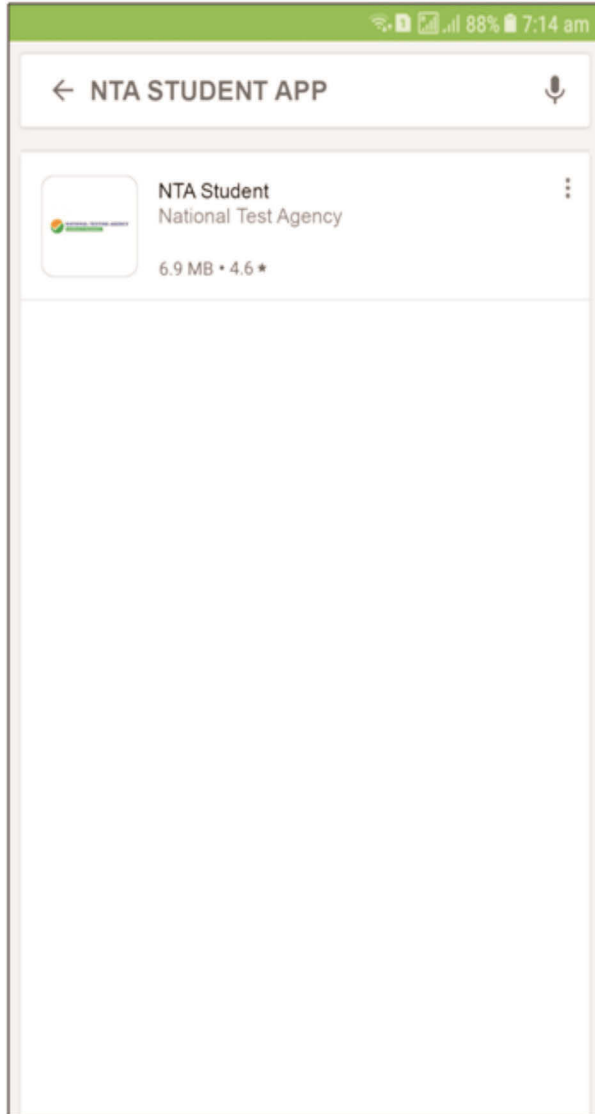


Step 16: In case the Candidate's center has not been confirmed an SMS of rescheduling the booking will be received by the Candidate.

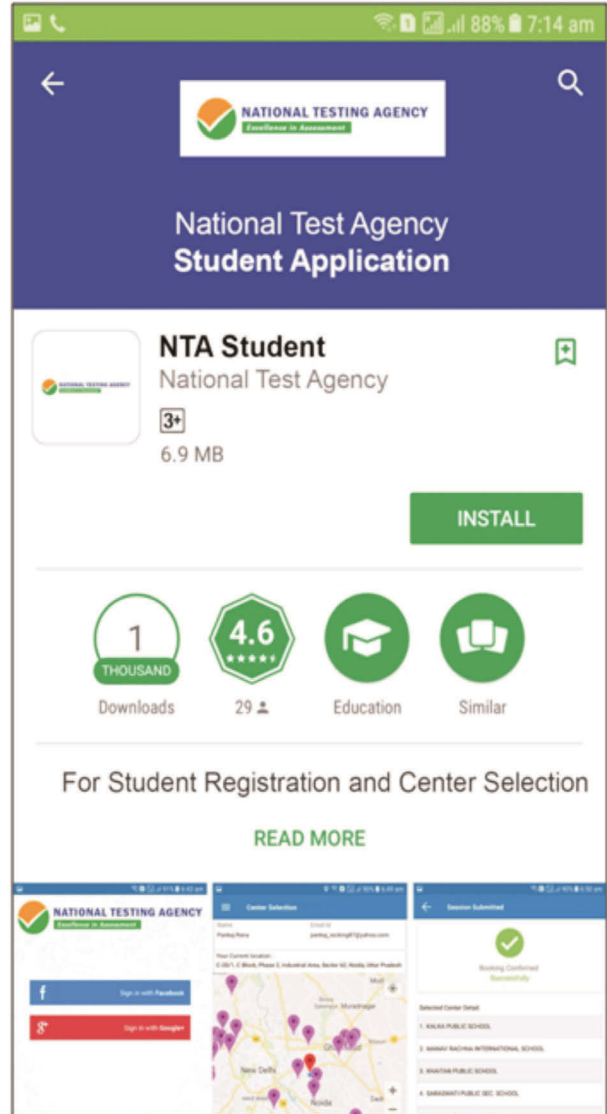




Step 1: Search on Play Store for “NTA STUDENT APP”, click on the search result of NTA Student.



Step 2: After clicking on search result click on “INSTALL”






Step 3: Splash Screen: After Installation is completed, when we click on launcher icon on mobile.



Step 4: Selecting Gmail or Facebook Login





Step 5: Personal Detail - Page 1/2: Candidate needs to enter personal information.

Submit Detail

Personal Details Contact Details Academic / Exam Details

First Name

Last Name

Father Name

Gender

Select Gender

Date Of Birth

30/08/2018

Age

Age

Upload Photo Id Proof

NO IMAGE

Step 6: Personal Detail - Page 2/2: Candidate needs to enter personal information.

Submit Detail

Personal Details Contact Details Academic / Exam Details

30-01-2009

Age

Age

Upload Photo Id Proof

NO IMAGE

AVAILABLE

Upload Photo

NO IMAGE

AVAILABLE

Submit Details



Step 7: Contact Detail - Page 1/2: Candidate needs to enter Contact information.

Submit Detail

Personal Details Contact Details Academic / Exam Details

Email Id

Contact Number

Residential Address

State

Andaman and Nicobar

District

Nicobar

City

Pincode

Step 8: Contact Detail - Page 2/2: Candidate needs to enter Contact information.

Submit Detail

Personal Details Contact Details Academic / Exam Details

Contact Number

Residential Address

State

Andaman and Nicobar

District

Nicobar

City

Pincode

Submit Detail >



Step 9: Academic and Examination Detail: Candidate needs to enter Academic and Examination Information.

The screenshot shows the 'Submit Detail' form with three progress indicators: Personal Details (checked), Contact Details (checked), and Academic / Exam Details (unchecked). The 'Academic Detail' section includes fields for 'School/Institution Name' and 'Enrollment Number (Optional)'. The 'Exam Details' section includes a dropdown for 'Interested for Exam Type' (set to 'JOINT ENTRANCE EXAMINATION') and a field for 'Number of attempts the student made in this particular Entrance examination till date' (set to 'Number of attempts'). A 'Submit Detail' button is at the bottom.

Step 10: Select the nearest Center: Candidate needs to tap on the nearest pointer (any five).

The screenshot shows the 'Center Selection' screen. It displays the user's name (Pankaj Rana) and email (pankaj_rocking87@yahoo.com). The current location is identified as 'C-20/1, C Block, Phase 2, Industrial Area, Sector 62, Noida, Uttar Pradesh'. A map shows several purple location pointers around Noida. Below the map is a table for selecting centers:

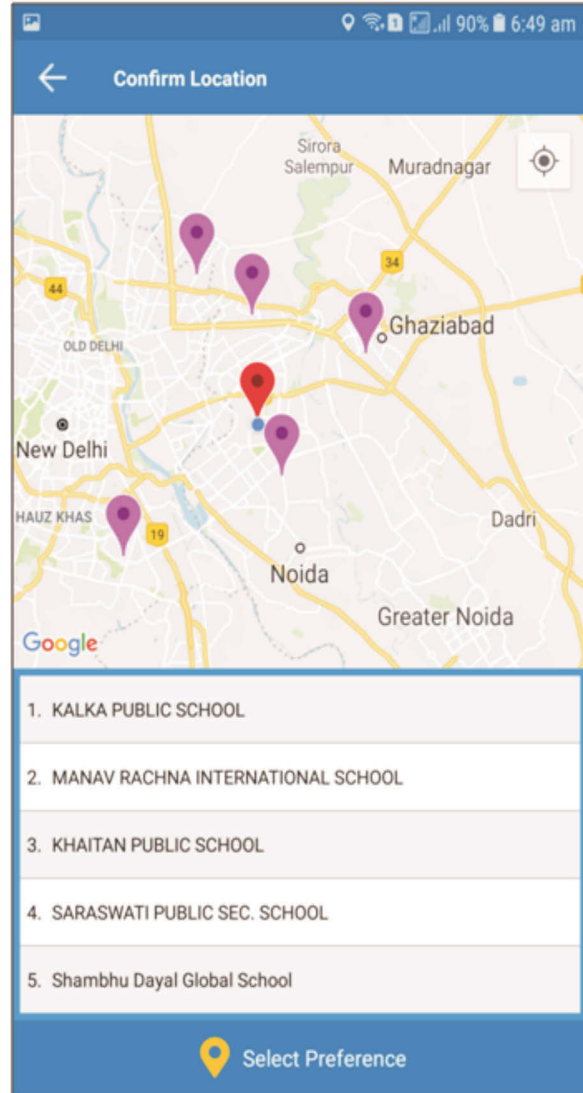
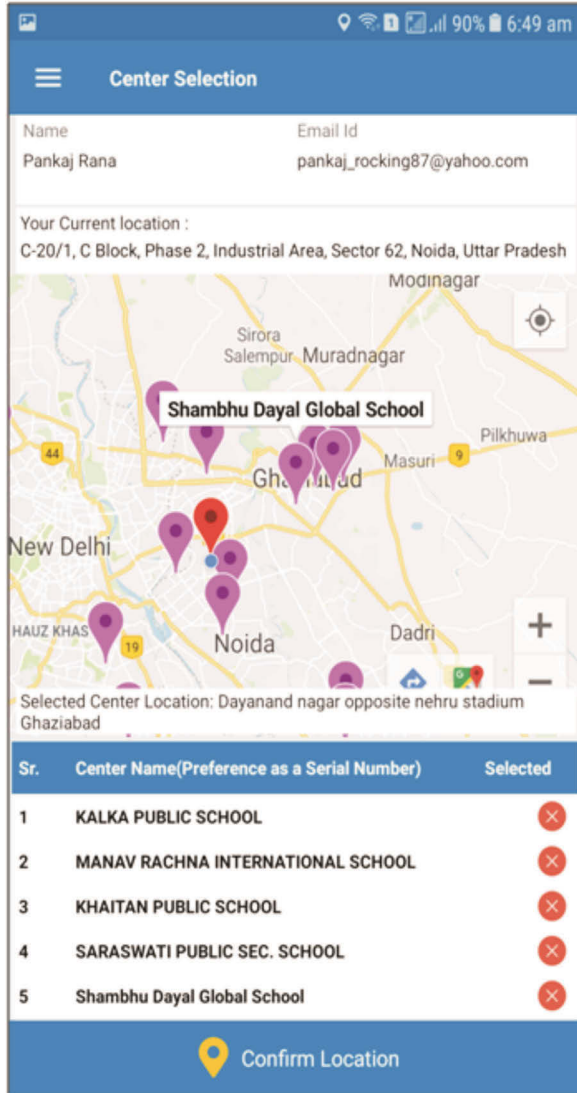
Sr.	Center Name(Preference as a Serial Number)	Selected

A 'Confirm Location' button is at the bottom.



Step 11: Select the nearest Center: After selecting the nearest five centers.

Step 12: Reviewing the selected center: Candidate needs to review the selected center.





Step 13: Select Schedule: Candidate needs to select any one from the 6 coming session.

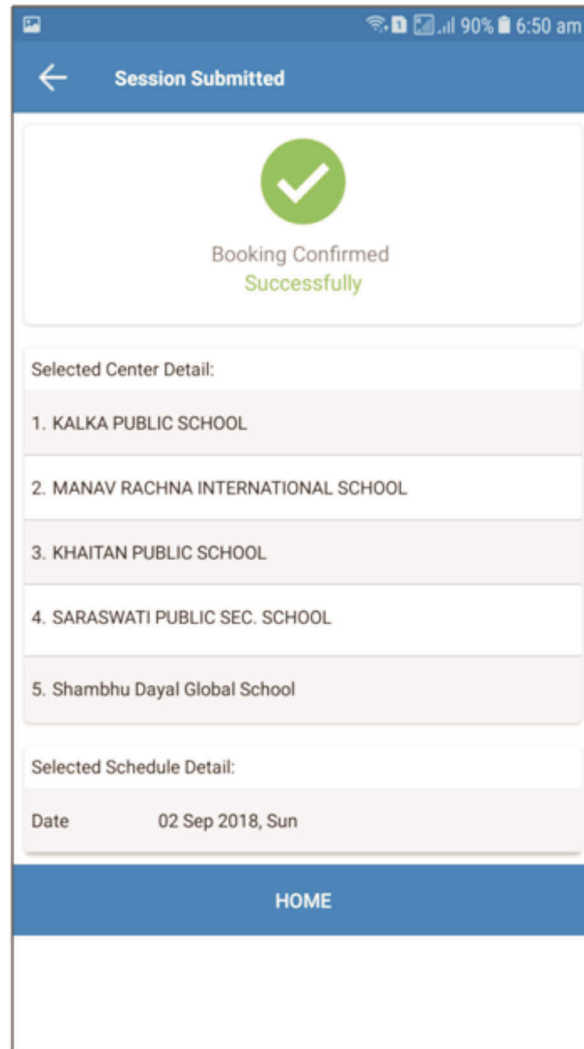
The screenshot shows a mobile application interface titled "Select Schedule". At the top, there is a status bar with signal strength, Wi-Fi, battery (90%), and time (6:50 am). Below the title bar, there is a "Selected Center" section with a list of five preferences: Preference 1: KALKA PUBLIC SCHOOL, Preference 2: MANAV RACHNA INTERNATIONAL SCHOOL, Preference 3: KHAITAN PUBLIC SCHOOL, Preference 4: SARASWATI PUBLIC SEC. SCHOOL, and Preference 5: Shambhu Dayal Global School. Below this is an "Available Schedule" section with seven radio button options: 01 Sep 2018, Sat; 02 Sep 2018, Sun; 08 Sep 2018, Sat; 09 Sep 2018, Sun; 15 Sep 2018, Sat; and 16 Sep 2018, Sun. At the bottom, there is a blue button labeled "Confirm Session".

Step 14: Select Schedule: After selecting the schedule click on "Confirm Schedule".

This screenshot is identical to the one in Step 13, but the radio button for "02 Sep 2018, Sun" is now selected, indicated by a blue dot in the center of the circle. The "Confirm Session" button remains at the bottom.



Step 15: Thank You Screen: If candidate taps on “Confirm Session”, the booking will be successfully confirmed.





SUMMARY OF EXAMINATION AND RESULTS PATTERN

(Please refer Information Bulletin for details)

1	Mode of Examination	Paper-1	"Computer Based Test (CBT)" mode only	
		Paper-2	Mathematics- Part I and Aptitude Test-Part II in "Computer Based Test (CBT)" mode only	
			Drawing Test –Part III in "Pen & Paper Based" (offline) mode to be attempted on Drawing sheet	
2	Date of Examination (Exact City, date and shift of examination for Paper-1 and Paper-2 will be made available on NTA's website)	Between 06.01.2019 (Sunday) to 20.01.2019 (Sunday)		
3	Number of Shifts and Timing of Examination	02 (Two) per day. First Shift : 09.30 a.m. to 12.30 p.m. Second Shift : 02.30 p.m. to 05.30 p.m.		
4	Allocation of Date and shift	Random		
5	Centre Cities where Test shall be conducted	Refer Appendix II. Candidates have to select any four cities of their choice.		
6	Syllabus of Test	Refer Appendix I.		
7	Medium of Question Paper	Candidates have to opt language of QP in the Online Application Form.		
		English & Hindi	All Centre Cities	
		English, Hindi & Gujarati	Centre cities in Gujarat, Daman & Diu and Dadar & Nagar Haveli	
8	Type of Questions/ Examination	Paper-1	Objective Type- MCQs	
		Paper-2	Mathematics-Part I Objective Type- MCQs	
			Aptitude Test-Part II Objective Type- MCQs	
			Drawing Test–Part III Questions to test drawing aptitude	
9	Procedure & Criteria for declaration of result.	Refer Point-2.10 of Information Bulletin		
10	Admission to NITs, IIITs, CFTIs, SFIs, State Engineering Colleges for participating states and other participating institutions	Refer Point-3 of Information Bulletin		
Paper-1 (B.E./B. Tech.) : "Computer Based Test (CBT)" mode only to be attempted on Computer				
11	Subject wise distribution of Questions, Total Number of Questions and Marks	Subject	No of Questions	Marks
		Mathematics	30	120
		Physics	30	120
		Chemistry	30	120
		Total	90	360
12	Marking Scheme for MCQs <input type="checkbox"/> Mathematics <input type="checkbox"/> Physics <input type="checkbox"/> Chemistry	Correct Answer		Four mark (+4)
		Incorrect Answer		Minus one mark (-1)
		Unanswered / Marked for Review		No mark (0)
13	Method of determining merit	Conversion of raw score in Mathematics, Physics, Chemistry and Total into NTA scores. Overall merit shall be prepared by merging NTA scores of each shift [First & Second shift] and all days.		
14	Method of resolving ties	Candidates obtaining equal Total NTA scores in Paper-1, in following descending order: NTA score in Mathematics NTA score in Physics NTA score in Chemistry Candidates older in Age If the resolution is not possible after this criterion, candidates will be given same rank.		



Paper-2 (B. Arch/ B.Planning): To be attempted in one sitting.			
Mathematics- Part I and Aptitude Test-Part II in “Computer Based Test (CBT)” mode only and Drawing Test –Part III in “Pen & Paper Based” (offline) mode to be attempted on Drawing sheet			
15	Subject wise distribution of Questions, Total Number of Questions and Marks	Subject	No of Questions
		Mathematics-Part I	30
		Aptitude Test-Part II	50
		Drawing Test –Part III	02
		Total	82
			Marks
			120
			200
			070
			390
16	(a) Marking Scheme for MCQs	Correct Answer	Four mark (+4)
		Incorrect Answer/Multiple Answer	Minus one mark (-1)
		Unanswered	No mark (0)
	(b) Marking Scheme for	Two questions to be evaluated out of 070 marks .	
	<input type="checkbox"/> Mathematics-Part I		
	<input type="checkbox"/> Aptitude Test-Part II		
	<input type="checkbox"/> Drawing Test –Part III		
17	Method of determining merit	Overall merit shall be prepared based on the total Marks obtained by the candidate.	
18	Method of resolving ties	Candidates obtaining equal total Marks in Paper-2, in following descending order: Marks obtained in Aptitude Test Marks obtained in Drawing Test Candidates older in age If the resolution is not possible after this criterion, candidates will be given same rank.	

1. Schedule of Examination for JEE (Main)-2019 Paper-1 & Paper-2

Centre, Date, Shift and Paper (Paper-1 or Paper-2) of Examination	As indicated on Admit Card	
	First Shift	Second Shift
Timing of Examination	9.30 a.m to 12.30 p.m	2.30 p.m to 5.30 p.m
Duration of Examination	3 Hours	3 Hours
Entry in the Examination Centre*	7.30 a.m – Upto 8.30 a.m	12.30 p.m.–Upto1.30 p.m
Entry in the Examination Hall/Room	8.45 a.m to 9.00 a.m	1.45 p.m. to 2.00 p.m
Checking of Admit Cards by the Invigilator	9.00 a.m to 9.15 a.m	2.00 p.m. to 2.15 p.m
Sitting on the seat in the Examination Hall	9.15 a.m	2.15 p.m
Instructions by the Invigilators	9.15 a.m to 9.25 a.m	2.15 p.m. to 2.25 p.m
Test Commences	9.30 a.m	2.30 p.m
Test Concludes	12.30 p.m	5.30 p.m

* Candidates are advised to report at the Examination Center well in time i.e. before 2 hours of commencement of the examination. Candidates will not be permitted to enter in the Examination Center after 8.30 a.m. in First Shift and after 1.30 p.m. in Second Shift.

Candidates are also advised to report at the Examination Hall/Room in the Examination Centre by 9.00 a.m. in the First Shift and by 2.00 p.m. in the Second Shift.

Note: Under no circumstances the choice of cities for Centre, Date, Shift and Paper (Paper-1 or Paper-2) provided in the Admit Card shall be changed.



2. Following material **MUST** be brought on the day of examination at the test centre

- ❑ Print copy of Admit Card downloaded from NTA's website.
- ❑ One passport size photograph (same as uploaded on the Online Application Form) for pasting on the specific space in the attendance sheet at Centre during JEE (Main) Examination.
- ❑ Any one of the authorized photo IDs (must be original, valid and non-expired) – PAN card/ Driving License/ Voter ID/ Passport/ Aadhaar Card (With photograph)/ Aadhaar Enrolment No/ Ration Card.
- ❑ PWD certificate issued by the Competent Authority, if claiming the relaxation under PwD category

Note:

1. *Candidates who will not bring these will not be allowed to sit in the examination and shall lead to his/her disqualification.*
2. *Candidates are NOT allowed to carry Instrument/ Geometry/ Pencil box, Handbag, Purse, Any kind of Paper/ Stationery/ Textual material (printed or written material), Eatables and Water (loose or packed), Mobile Phone/ Ear Phone/ Microphone/ Pager, Calculator, Docu Pen, Slide Rules, Log Tables, Camera, Tape Recorder, Electronic Watches with facilities of calculator, any metallic item or electronic gadgets etc. in the examination Room/ Hall.*
Diabetic students will be allowed to carry eatables like sugar tablets/fruits (like banana/apple/ orange) and transparent water bottle to the exam hall. However, they will not be allowed to carry packed foods like chocolate/candy/sandwich etc.
3. *Candidates must bring their own pencils, own geometry box set, erasers and colour pencils and crayons for the Drawing Test of Paper-2.*
4. *Candidate shall appear at their own cost at the Centre on Date and Shift as indicated in their Admit Card issued by the NTA. Under no circumstances the choice of cities for centre shall be changed.*
5. *All Candidates appearing in JEE (Main)-2019 must remain in touch with the NTA's website. The NTA shall not be responsible for non-receipt of latest information/ communication due to wrong e-mail address and Mobile Number provided in the Online Application Form by the candidate.*

3. Rough Work

All calculations/writing work are to be done only in the rough sheet provided at the centre in the examination Room/Hall and on completion of the test candidates must hand over the rough sheets to the invigilator on duty in the Room/Hall.



NATIONAL TESTING AGENCY

Vision

The right candidates joining best institutions will give India her demographic dividend.

Mission

To improve equity and quality in education by administering research based valid, reliable, efficient, transparent, fair and international level assessments. The best subject matter experts, psychometricians and IT delivery and security professionals will ensure that the current gaps in existing assessment systems are properly identified and bridged.

Core Values

NTA will create a system which will promote teaching (by teachers), learning (by students) and assessment (by parents and institutions). NTA strongly believes in quality, efficiency, effectiveness, equity and security of assessments. To practice these values, NTA will constantly engage with its stakeholders, viz. students, parents, teachers, experts and partner institutions.




Help Line No.

7042399520, 7042399521

7042399525, 7042399526

e-mail: jeemain-nta@nic.in



National Testing Agency

(An autonomous organization under the Department of Higher Education,
Ministry of Human Resource Development, Government of India)

Regd. Office:

Department of Higher Education
Ministry of Human Resource Development
West Block - 1, Wing No. 6, 2nd Floor,
R K Puram, New Delhi - 110016

Address for Correspondence

Block C-20/1A/8, Sector 62,
Gautam Budh Nagar, Noida -201309 (UP)

**Help Line: For Technical support, contact following
during working days between 10.00 a.m. to 5.00 p.m.
The Examination Section (JEE (Main)-2019),
NATIONAL TESTING AGENCY**

www.nta.ac.in
www.jeemain.nic.in

